



CITY OF BUNKER HILL VILLAGE

NOTICE IS HEREBY GIVEN OF A MEETING OF THE BUNKER HILL VILLAGE CITY COUNCIL TO BE HELD ON TUESDAY, AUGUST 15, 2023, AT 5:00 P.M. IN THE CITY HALL COUNCIL CHAMBERS AT 11977 MEMORIAL DRIVE, HOUSTON, TEXAS, FOR THE PURPOSE OF DISCUSSION, AND IF DEEMED ADVISABLE BY THE CITY COUNCIL, ACTION ON THE FOLLOWING:

“The Mayor, City Council and Staff of Bunker Hill Village are committed to governing with integrity and fiscal responsibility. We are dedicated to creating a sense of community, ensuring the safety and well-being of our citizens, and preserving our unique character and quality of life so that we can pass on a greater and more beautiful city to future generations.”

NOTICE OF MEETING BY TELEPHONE AND VIDEO CONFERENCE:

In accordance with Texas Government Code, Sec. 551.127, on a regular, non-emergency basis, Councilmembers may attend and participate in a meeting remotely by video conference. Should such attendance transpire, a quorum of the Council will be physically present at the location noted above on this agenda.

This meeting agenda, and the agenda packet, are posted online at
www.bunkerhilltx.gov

The public will be able to observe and participate in the meeting as follows:

Join Zoom Meeting

<https://us06web.zoom.us/j/87132075716?pwd=cjZ3QzhGZTVoam5pNldnTGc5NUtLdz09>

Meeting ID: 871 3207 5716

Passcode: 031181

Dial by your location

+1 346 248 7799 US (Houston)

The public will be permitted to offer public comments by video conference as provided by the agenda and as permitted by the presiding officer during the meeting. A recording of the meeting will be made and will be available to the public in accordance with the Open Meetings Act upon written request.

I. CALL TO ORDER

II. PLEDGE OF ALLEGIANCE

III. CITIZENS' COMMENTS

This is an opportunity for citizens to speak to council relating to agenda and non-agenda items. Comments are limited to three minutes. If the topic the speaker wishes to address is on the agenda, the speaker can either speak at this time or defer comments until such time the item is discussed. Speakers are required to address council at the microphone and give their name and address prior to voicing their concerns.

Note: To comply with provisions of the Open Meetings Act, the City Council may not deliberate on items discussed under this agenda item. Items that cannot be referred to the city staff for action may be placed on the agenda of a future City Council meeting.

IV. MEMORIAL VILLAGES POLICE DEPARTMENT REPORT

A. Update on Activities

V. VILLAGE FIRE DEPARTMENT REPORT

A. Update on Activities

VI. FILE THE PROPOSED 2024 ANNUAL BUDGET – Gerardo Barrera, City Administrator and Susan Grass, Finance Director

VII. MAYOR'S REPORT

A. Report on Activities and Upcoming Events

- Villages Independence Day Parade – *July 4, 2023*
- Proposed Public Works and Disaster Operations Building Open House
- Proposed Fall Event for Bunker Hill Village – Family Night

VIII. CITY ADMINISTRATOR'S REPORT

A. Report on Activities and Upcoming Events

- Meeting with CenterPoint Energy
- Drainage Committee – *Tuesday, August 8, 2023*
- Planning and Zoning Commission Meeting – *Tuesday, August 22, 2023*
 - Discussion and Direction on Synthetic Turf
- Update on the Specific Use Permit for Memorial Forest Club
- 2024 Annual Texas Municipal League Conference
- City Hall Holiday – Labor Day – *Monday, September 4, 2023*
- City of Piney Point Village 5k Run – *Saturday, October 14, 2023*

B. Director of Public Works Report

- Public Works and Disaster Operations Building
- Development Update
- Wastewater Televising
- Water Meter Upgrade Project

C. Finance Director Report

- Update on 2024 Budget Process
- Ambulance Funds
- Investments and Opportunities

- IX. CONSIDERATION AND POSSIBLE ACTION TO APPROVE RESOLUTION NO. 08-15-2023, A RESOLUTION OF THE CITY OF BUNKER HILL VILLAGE, TEXAS, APPROVING AN ENGAGEMENT LETTER WITH BELT HARRIS PECHACEK, LLLP FOR FISCAL YEAR 2023 AUDIT SERVICES IN AN AMOUNT OF \$29,395.00 – Susan Grass, Finance Director**
- X. DISCUSSION, CONSIDERATION AND POSSIBLE ACTION TO AWARD A BID AND AUTHORIZE THE MAYOR TO EXECUTE A CONTRACT FOR ELECTRIC RETAIL SALES BETWEEN THE CITY OF BUNKER HILL VILLAGE AND THE ENERGY SUPPLIER WITH THE MOST FAVORABLE RATE TO THE CITY – Gerardo Barrera, City Administrator**
- XI. CONSIDERATION AND POSSIBLE ACTION TO RATIFY A CONTRACT BETWEEN THE CITY OF BUNKER HILL VILLAGE AND PRECISION SAFE SIDEWALKS FOR SIDEWALK MAINTENANCE IN AN AMOUNT NOT TO EXCEED \$24,152.00 – Elvin Hernandez, Director of Public Works**
- XII. CONSIDERATION AND POSSIBLE ACTION TO RATIFY A CONTRACT BETWEEN THE CITY OF BUNKER HILL VILLAGE AND BALLEW CONSTRUCTION IN AN AMOUNT NOT TO EXCEED \$33,500.00 FOR STREET MAINTENANCE ON BROKEN BOUGH – Elvin Hernandez, Director of Public Works**
- XIII. CONSENT AGENDA**
“ALL MATTERS LISTED UNDER CONSENT AGENDA ARE CONSIDERED TO BE ROUTINE BY THE CITY COUNCIL AND WILL BE ENACTED BY ONE MOTION, THERE WILL NOT BE SEPARATE DISCUSSION OF THESE ITEMS. IF DISCUSSION IS DESIRED, THAT ITEM WILL BE REMOVED FROM THE CONSENT AGENDA AND CONSIDERED SEPARATELY.”
- A. Minutes of the June 20, 2023 Regular City Council Meeting
 - B. June 2023 Financials
 - C. July 2023 Financials
 - D. Ballew Construction, Invoice No. 0222 in the amount of \$16,750.00 for phase 1 of Broken Bough street repairs completed July 2023.
 - E. Ballew Construction, Invoice No. 0224 in the amount of \$16,750.00 for phase 2 of Broken Bough street repairs completed July 2023.
 - F. The Goodman Corporation, Invoice No. 6-2023-3 in the amount of \$2,015.00 for professional services rendered in June 2023 for the Memorial Drive and Gessner Road grant application.
 - G. Harris-Galveston Subsidence District, Invoice No. 349443 in the amount of \$46,094.00 for water conservation education program.
 - H. JLA Construction Solutions, Application for Payment No. 7 in the amount of \$145,443.10 for construction of the Public Works and Disaster Operations Building from May 1, 2023 to May 31, 2023.
 - I. Langford Engineering, Invoice No. 26587 in the amount of \$1,473.18 for on-call engineering services performed through June 30, 2023.
 - J. Langford Engineering, Invoice No. 26588 in the amount of \$3,379.48 for design and construction work completed through June 30, 2023 for the sanitary sewer cleaning and televising project.
 - K. RPS, Invoice No. 523023 in the amount of \$6,515.29 for drainage site development review services rendered from April 29, 2023 to May 26, 2023
 - L. RPS, Invoice No. 623080 in the amount of \$1,028.03 for on-call engineering services performed May 27, 2023 to June 30, 2023.

- M. RPS, Invoice No. 623083 in the amount of \$7,802.25 for drainage site development review services rendered from May 27, 2023 to June 30, 2023.
- N. Willscot, Invoice No. 9018008394 in the amount of \$1,509.80 for June 2023 facility rental (Public Works team)
- O. Annual Interlocal Agreement with Harris-Galveston Subsidence District for the administration and implementation of a regional watershed protection education program (Water Wise Program) effective for the 2023-2024 school year.

XIV. EXECUTIVE SESSION

THE CITY COUNCIL WILL CONVENE INTO CLOSED EXECUTIVE SESSION PURSUANT TO SECTION 551.074 OF THE TEXAS GOVERNMENT CODE TO DELIBERATE THE EMPLOYMENT, EVALUATION, OR DUTIES OF THE CITY ADMINISTRATOR.

XV. ADJOURN


I, Gerardo Barrera, City Administrator of the City of Bunker Hill Village certify that the above notice of meeting was posted in a place convenient to the general public in compliance with Chapter 551, Texas government Code, on August 11, 2023 by 12:00 p.m.

(SEAL)



Gerardo Barrera, City Administrator

This facility is wheelchair accessible and accessible parking spaces are available. Requests for accommodations or interpretive service must be made 48 hours prior to this meeting. Please contact the City Secretary's office at 713-467-9762 for further information.



AGENDA REQUEST
City of Bunker Hill Village
City Council

Agenda Date: August 15, 2023

Agenda Item: IV

Subject: Memorial Villages Police Department Report

Exhibits: Chief's Monthly Report

June Monthly Report dated July 9, 2022
Fire Department Assists
2023 Burglary Map
2023 Auto Burglary Map
ALPR Map
ALPR Recoveries Map & List
ALPR Hits/Reads by Camera & Graphs
2023 Total Incidents to Date
Officer Committed Time Report to Date

Funding: N/A

Presenter(s): Chief Schultz

Executive Summary

The Memorial Villages Police Department Report will include the following items:

- A. Update on Activities

Recommended Action

Staff recommends City Council receive the June 2023 Monthly Report.



Memorial Villages Police Department
 11981 Memorial Drive
 Houston, Texas 77024
 Tel. (713) 365-3701

Raymond Schultz
 Chief of Police

July 9, 2023

TO: MVPD Police Commissioners
 FROM: R. Schultz, Chief of Police
 REF: June 2023 Monthly Report

During the month of June, MVPD responded/handled a total of 8,512 calls/incidents. 7,148 House Watch checks were conducted. 548 traffic stops were initiated with 591 citations being issued for 1081 violations. (Note: 11 Assists in Hedwig, 84 in Houston, 2 in Spring Valley and 0 in Hillshire)

Calls/Events by Village were:

Village	Calls/YTD	House Watches/YTD	Accidents	Citations	Response Time
Bunker Hill:	2930/10788	2559/8367	1	90/228/318	6@4:12
Piney Point:	2267/8083	1818/5551	5	135/389/524	9@2:59
Hunters Creek:	3179/11712	2765/8766	10	72/167/239	9@4:01
				Cites/Warn/Total	24@3:48

Type and frequency of calls for service/citations include:

Call Type	#	Call Type	#	Citations	#
False Alarms:	192	Ord. Violations:	31	Speeding:	107
Animal Calls:	11	Information:	22	Exp. Registration	278
ALPR Hits:	49	Suspicious Situations	72	No Ins	145
Assist Fire:	56	Loud Party	18	No License	116
Assist EMS:	35	Welfare Checks:	16	Stop Sign	32
				Fake Plate	49

*This month the department generated a total of 110 police reports.
 BH-28 PP-33 HC-40 HOU-9, HED-0, SV-0*

Crimes Against of Persons (1)

Assault (DV) 1

Crimes Against Property (16)

Burglary of a Motor Vehicle	4	Fraud/ID	8
Burglary of a Habitation	2	Theft Misd.	1
Theft Felony	1		

Petty/Quality of Life Crimes/Events (93)

ALPR Hits (valid)	4	DWI	3
Accidents	16	Misc	20
Possession of CS	1	Poss. of Deadly Weapon	1
Warrants	7	Towed Vehicles	41

Arrest Summary: Individuals Arrested (20)

Warrants	7	Felony	6
Class 3 Arrests	4	DWI	3

<u>Budget YTD:</u>	<u>Expense</u>	<u>Budget</u>	<u>%</u>
• Personnel Expense:	2,599,608	5,698,141	45.6%
• Operating Expense:	580,270	1,096,092	52.9%
• Total M&O Expenditures:	3,179,878	6,794,233	46.8%
• Capital Expenses:	357,462	672,200	53.2%
• Net Expenses:	3,537,340	7,466,433	47%

Follow-up on Previous Month Items/Requests from Commission

- The MVPD monthly reports were submitted to each city at their council meetings.

Personnel Changes/Issues/Updates

- The 2023 Sergeants promotional test was conducted on June 22, 2023. 5 candidates will be proceeding to the assessment center examination which will occur on July 12-13, 2023.
- 2 dispatchers submitted their resignations to the department. One was offered a position closer to her home and the other dispatcher will be relocating out of state. Both dispatchers commented positively about the organization and support from the department, commission, and community.

Major/Significant Events

- The ALPR system was responsible for solving several property crimes within the villages this month. Arrests included 2 groups of multiple individuals (4) and (3), who had broken into construction vehicles by utilizing a window punch and another male subject who had broken into a home in River Bend. The male in that case fled from officers but was caught. He was found to be in possession of 7 firearms.
- Officers towed 41 vehicles for being operated by an unlicensed driver, without a vehicle registration or insurance. Many were displaying fake paper license plate tags.
- Officers initiated a vacant home inventory of village area homes that are currently unoccupied. Officers located 2 transients who had established themselves on vacant properties. Officers now maintain an active list of vacant homes that are regularly patrolled.
- Officers arrest a duo of active mail thieves who were found to be in possession of over 400 pieces of area residents mail that they had just stolen.

Status Update on Major Projects

- New headsets were received for dispatch personnel as part of trouble shooting efforts with the radio modulation issues. Testing and tuning started 7/5/23. A second escalation meeting was held with the vendor and their executive team.

Community Projects

- Officers hosted the second of multiple summer RAD classes for residents. 12 mother/daughter teams completed the training.

V-LINC new registrations in June +26

BH – 1585(+9)
PP – 1128 (+3)

HC – 1597 (+8)
Out of Area – 585 (+6)

June VFD Assists

Calls received directly by MVPD via 911/3700

<u>Priority Events</u>	<u>Average Response Times</u>
------------------------	-------------------------------

Total – 8	3:17
Fire – 0	0:00
EMS – 8	3:17

By Village

BH Fire – 0	0:00
BH EMS – 3	3:40
PP Fire – 0	0:00
PP EMS – 1	1:56
HC Fire -0	0:00
HC EMS -4	3:21

Combined VFD Events (Priority + Radio)

Total – 60	4:27
Fire – 44	4:30
EMS – 16	4:20

Radio Call Events

Total – 52	4:40
Fire- 44	4:30
EMS- 8	5:23

Radio Call Events by Village

BH – 7	4:14
PP – 28	4:46
HC – 17	4:48

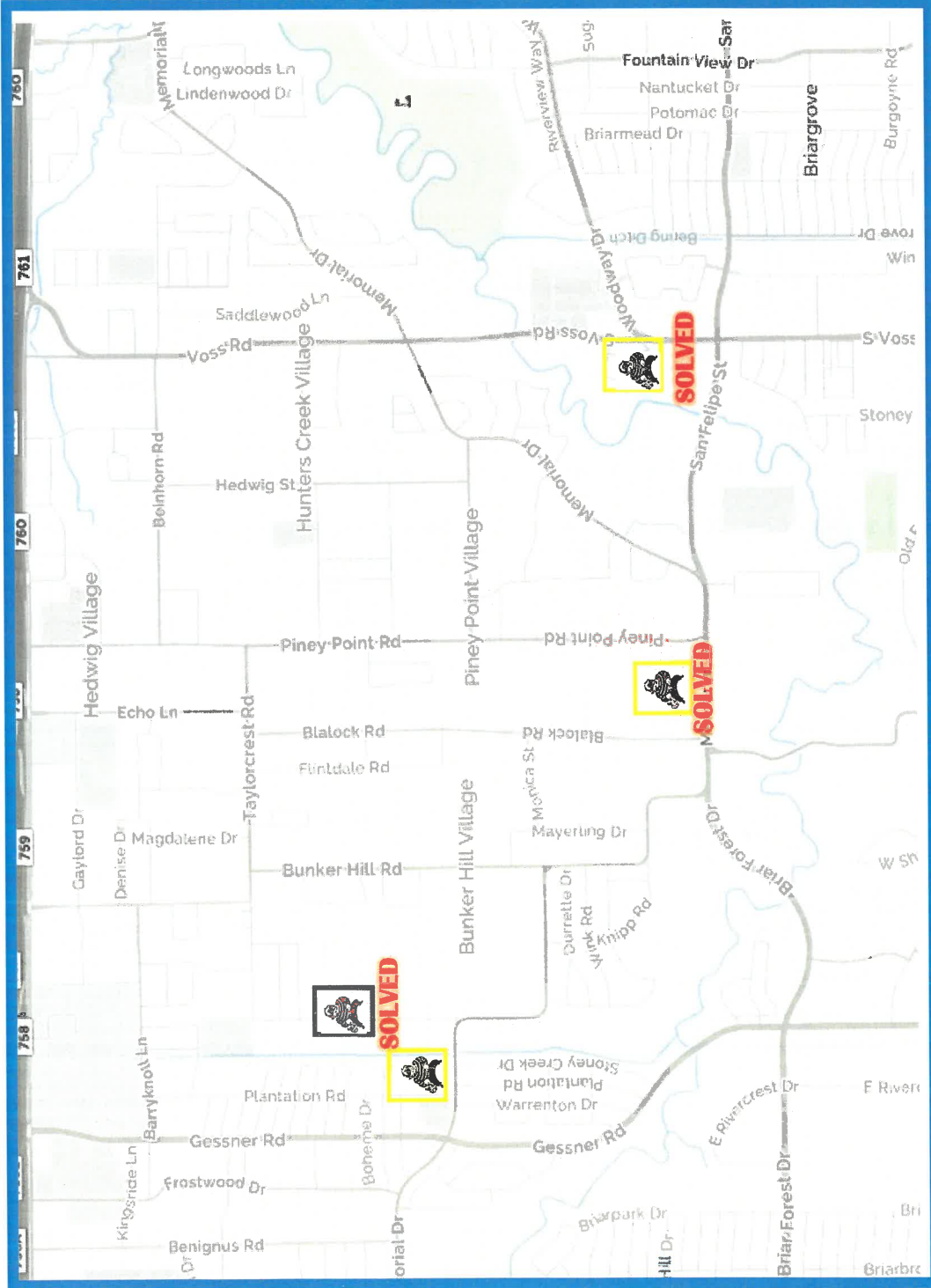
2023 Burglary Map

Address	Alarm	POE
12102 Rhett	No	Rear Door/Force
203 Heritage Oaks	No	Front Door/Force
1205 River Bend	No	Rear Door/Force
12014 Surrey Ln	No	UNL

2023 Robberies

Address

MO



Daytime Burglary



Nighttime Burglary



Robbery

2

6/30/23

2023 Auto Burglary Map

Address	POE
335 Piney Point Rd	UNL Win Open
10810 Briar Branch	UNL
11714 Winshire	Win/Smash
10709 Memorial	Lock Punch
10913 Long Shadow	UNL
10823 Smithdale	UNL
10918 Roaring Brook	UNL
10926 Long Shadows	UNL
525 Trails End	UNL
200 Stony Creek	UNL/Contractor
10700 Marsha	Win/Smash
11722 Flintwood	UNL
1 Carsey Ln	UNL*
8435 Katy Fwy	Win/Smash*
11678 Arrowood	UNL
11750 Memorial	Window/Punch
12122 Memorial	UNK
10900 Wickline	Window/Punch
201 Kinkaid School Rd	UNK
825 Sadlewood	Lock Twist
106 Willowend	Window/Punch
10906 Wickline	Window/Punch
9 Tokeneke Trl	Window/Punch
11207 Tyne Ct	Window/Punch

Lock Punch 

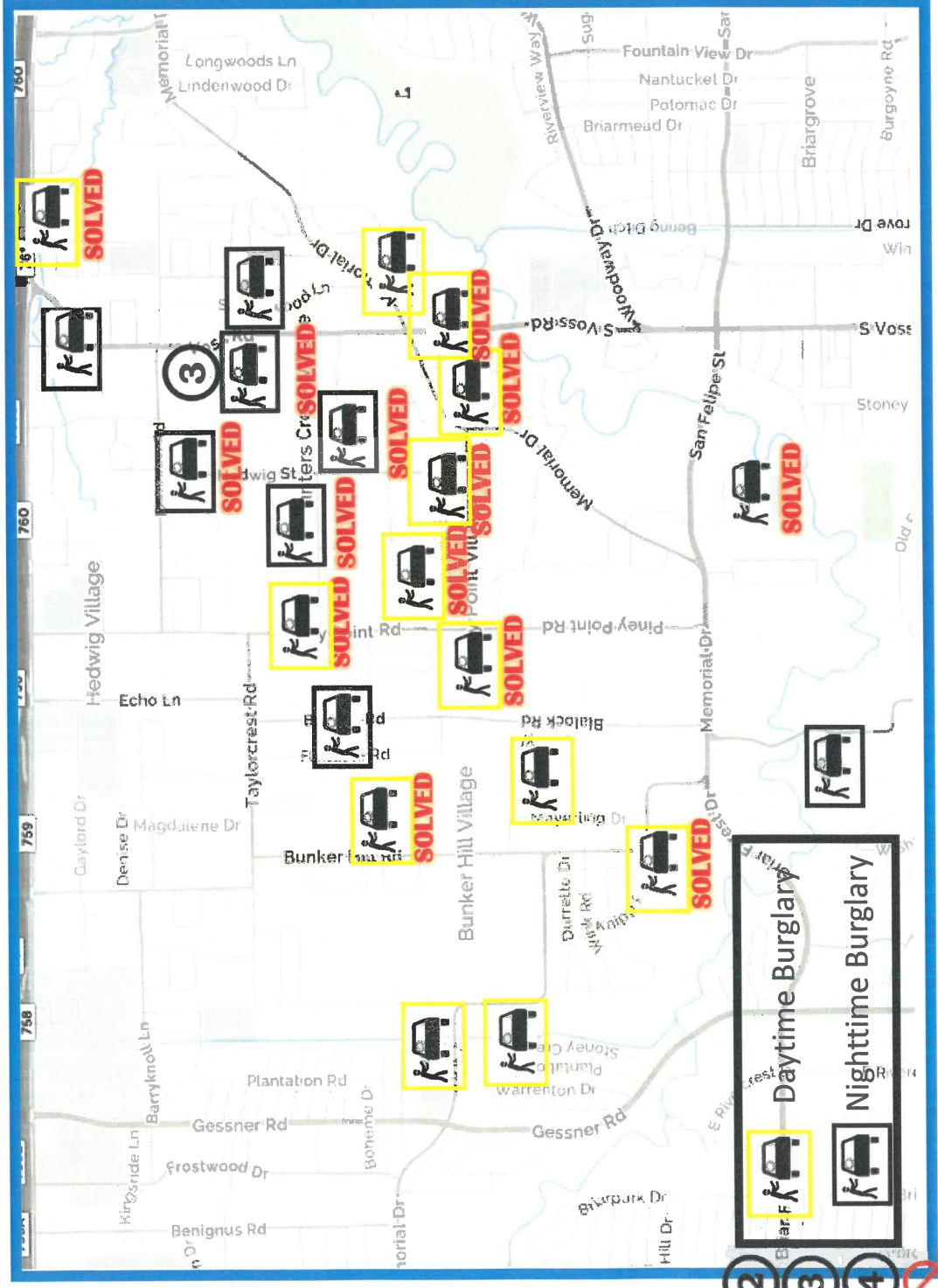
 * Jugging

 **SOLVED**

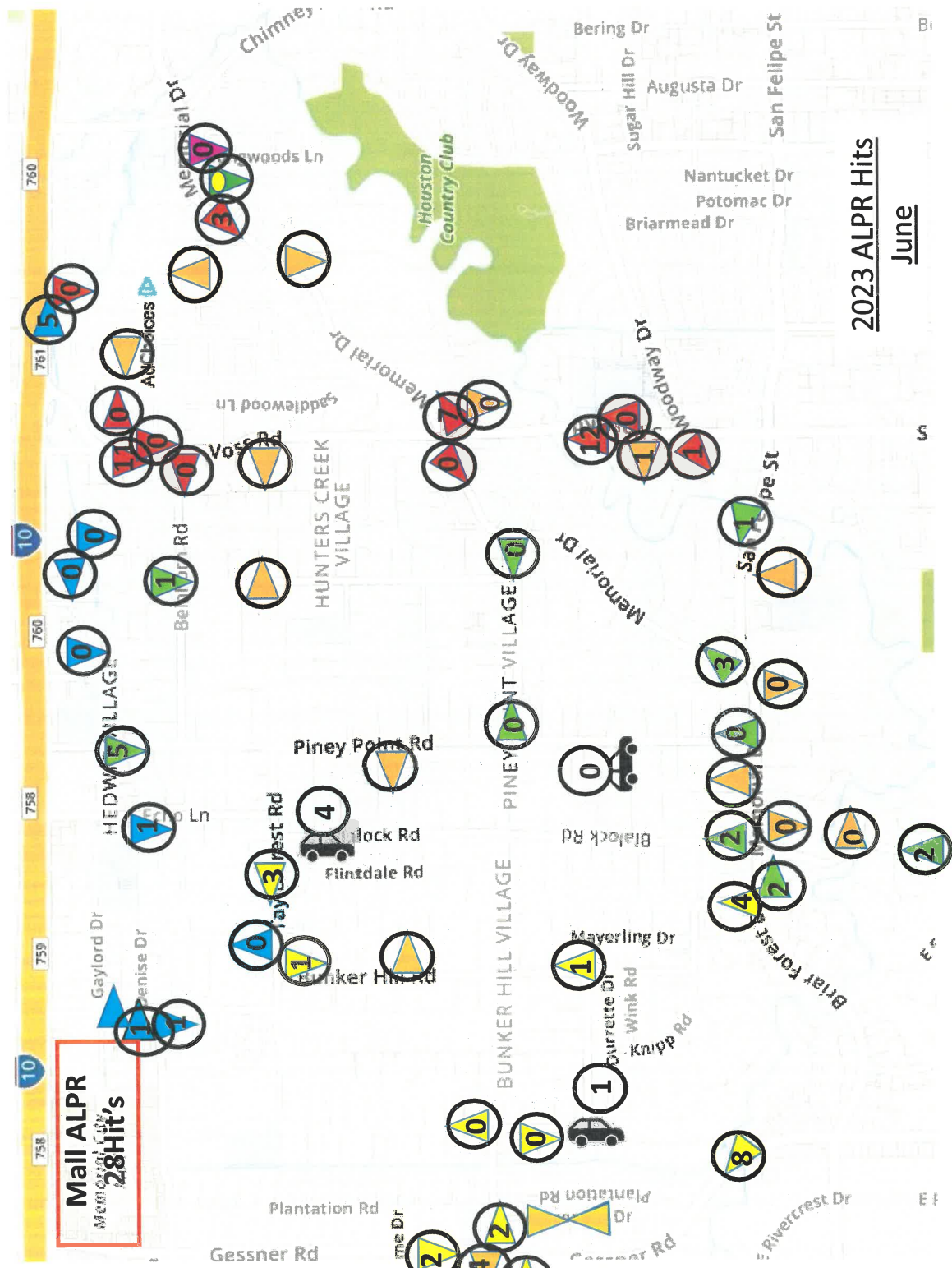
 Blue Entry = Actual
Location Unknown

Underlined Contractor

6/30/23







Mall ALPR
 28 Hits

Hedwig
 7

Bunker Hill

Piney Point

Hunters Creek

Frequent Mobile Locations

Total Hits
 99

Lindenwood HOA

Longwoods HOA

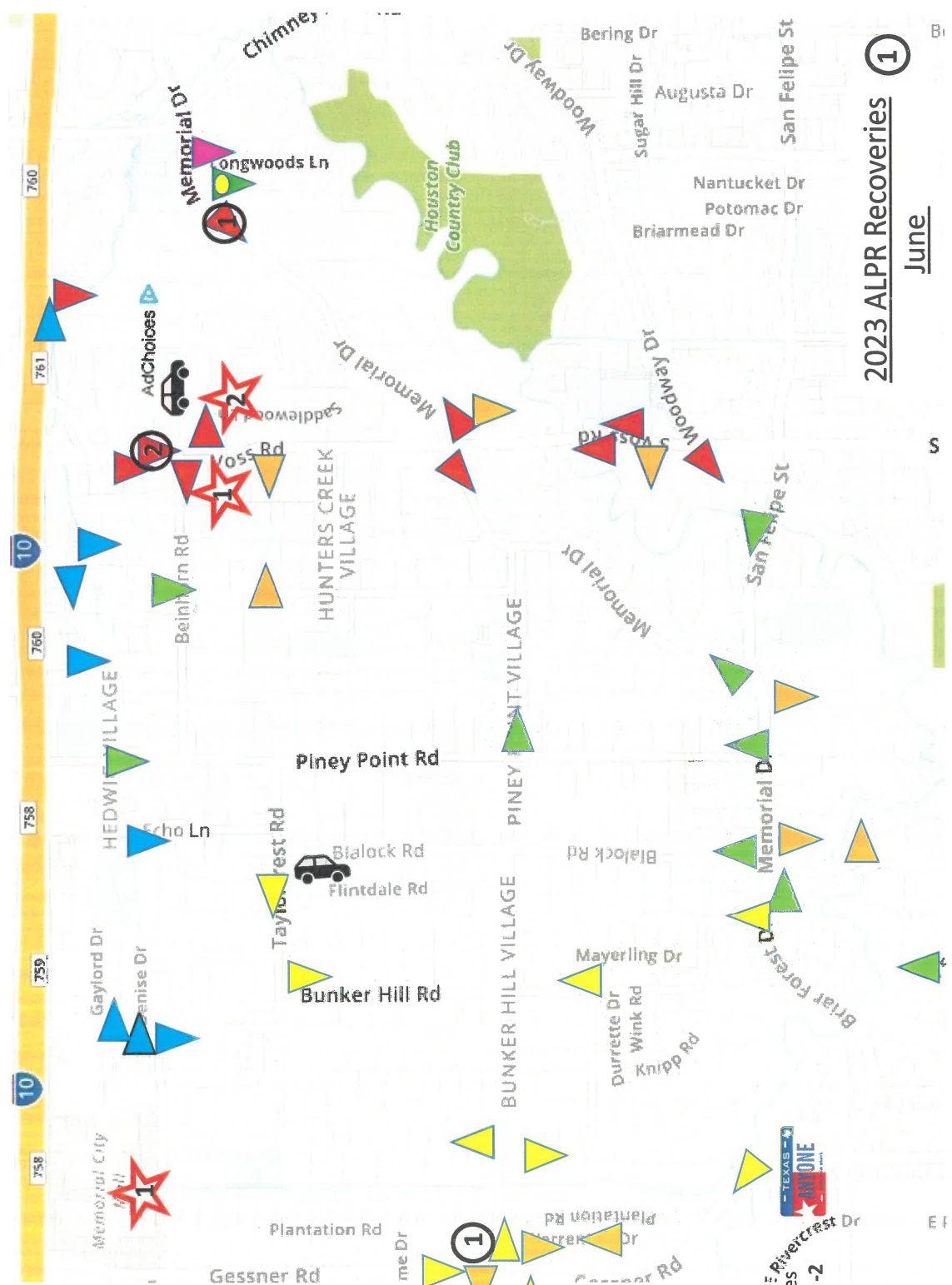
US Coins






In Process





HOA Systems

2023 ALPR Hits
 June

6/30/23



- Lindenwood HOA 
- Longwoods HOA 
- US Coins 
- In Process 
- HOA Systems 

- Hedwig 
- Bunker Hill 
- Piney Point 
- Hunters Creek 
- Frequent Mobile Locations 

4 Recovered Vehicles
Recovered Plates - 2

3 Investigative Leads

2023 ALPR Recoveries **1**

June

6/30/23

Num	Plate	Vehicle	ALPR Recoveries			Links	Date
			Loc	Val			
1	PMC0662	Tou/Pri	13	\$ 18,000.00		Stolen from Repair	19-Jan
2	SFG4671	BMW X5	7	\$ 32,000.00		Fugitive Previous	28-Jan
3	RRB9905	Ford/Van	19	\$ 16,000.00		On Tow Truck	1-Feb
4	PRP8014	Toy/High	21	\$ 24,000.00		Fraud	17-Feb
5	3539AY	Merz	1	\$ 24,000.00		HPD-case	22-Feb
6	NDD4115	BMW328	8	\$ 31,500.00		Fraud	6-Mar
7	DRM8516	NissAlt	19	\$ 21,000.00			7-Apr
8	SNT5450	GMC 1500	14	\$ 26,000.00			19-Apr
9	LYG558	Nissan	19	\$ 14,000.00		Fugitive/Drugs	28-Apr
10	GLN0746	GMC Yukoi	16	\$ 18,000.00			1-May
11	JRC3494	Porche	13	\$ 32,000.00		Fugitive	8-May
12	3A0A447	Hyundai	19	\$ 11,000.00		Fugitive	13-May
13	PYY0493	Hyundai	7	\$ 18,000.00			19-May
14	LKW5687	Ford Esc	2	\$ 11,000.00			8-Jun
15	PXF8499	Dodge P/U	21	\$ 16,000.00			11-Jun
16	RTV0092	Hyndi	13	\$ 14,000.00		Meth	24-Jun
17	SVW7775	Suburb	21	\$ 35,000.00			30-Jun

Plate Recoveries						
Plate Recove	Date	Links	Plate Reco	Date	Links	
SFG9342	1/12/2023	Owner				
RDM8571	1/18/2023	Cited				
KKV5316	1/18/2023	Owner				
NDD9473	2/17/2023	Cited				
RMW2202	2/23/2023	Owner				
RGB8499	2/24/2023	Owner				
RZX6901	3/8/2023	Arrested				
OB1159K	4/18/2023	Cited				
LLC9151	4/21/2023	Owner				
NKH9972	5/17/2023	Owner				
2B0644F	5/18/2023	Cited				
SVH7417	5/20/2023	Owner				
PGN223	5/24/2023	Owner				
72054CO	5/25/2026	Cited				
HSL0283	6/2/2023	Owner				
RNT6220	6/22/2023	Cited				
2B3401K	6/23/2023	Cited				

Firearm in vehicle
Temp Tag

Vehicle found to be Stolen

Located but Fled						
Date	Plate	Camera	Date	Plate	Camera	
16-Jan	IN D19211	21				
4-Feb	PL2527	21				
23-Apr	PZY1260	Hed				
23-Apr	1BF9105	8				
3-Jun	MPR7295	1				
16-Jun	3364G79	19				

Runaways
3/3/2023 RZY8999 21 Juvenile Runaway

8 of 17 involved in other crimes = 45%

HOT List Hits Other Agencies

2/9/2023	98BQQN	9	Fugitives
5/26/2023	SGH4365	6	Burglars
6/4/2023	SVM4611	13	Burglars
6-Jun		24	larceny
26-Jun	GBW3672	19	Forgery

ALPR Stops Located not Reported as Recovered

Plate	ALPR	Agency	Date
SFG9342	19	HPD	11-Jan
KKP9539	1	HPD	26-Jan
PBB6385	13	HPD	30-Jan
RXN2712	21	Southside	9-Feb
RZY1469	8	HPD	6-Mar
HSL0283	7	HPD	3-Jun
RTY9029	6	HPD	4-Jun
HZY2942	6	HPD	14-Jun
PYX7001	19	HPD	22-Jun
LDZ0876	8	Edinberg	25-Jun

Program Summary

2023 Value	\$ 361,500.00	Recovered	15
2022 Value	\$ 1,733,000.00	Recovered	74
2021 Value	\$ 1,683,601.00	Recovered	75
2020 Value	\$ 1,147,500.00	Recovered	61
2019 Value	\$ 438,000.00	Recovered	22
Program Total	\$ 5,363,601.00		247

INVESTIGATIVE LEADS/Solves

Crime	Plate	Date	ALPR	Crime	Plate	Date	ALPR
Package Theft	BLN9367	29-Jan	#29	Theft	BHX3325	5/1/2023	5
Dumping of Concrete	261	7-Jan	#4	BMV	RKV2934	5/13/2023	19
Hotlist	98BBQQN	9-Feb	#9	BMV	SLD2033	5/19/2023	23
BMV's	LGD4601	10-Feb	#19	BMV x2	BS88122	6/1/2023	14
Missing Person	RZY8999	3-Mar	#8	BOHx2 eluding	SNX4159	6/7/2023	19
Missing Person	MVC4443	5-Mar	#21	BMVx2	SNT1008	6/30/2023	19
Theft	692227C3	7-Mar	#19				
Missing person	BZ92064	28-Mar	#21				
Jugging	PYT9426	3/21/2023	#14				
BMV's	NDG7754	25-Mar	US Coins				
Theft	RXR5074	7-Apr	#11				
BMV's	HDN7572	17-Apr	#20				
BMV	SLD2033	21-Apr	#7				
Poss Abduction*	Multi	28-Apr	#14				

* ALPR used to prove false report



June 2023 ALPR REPORT



Total Plate Reads, Incl's multiple reads of same plate
Number of Unique Plates Read – Total without repeats
Number of Hits/Alerts - All 14 possible categories
Number of Hits/Alerts of the 6 monitored categories
Number of Sex Offender Hits (not monitored live)
Summary Report
Total Hits-Reads/total vehicles passed by each camera

2023 ALPR Data Report

Plate Reads Summary

Total Plate Reads:
4,111,131


[DOWNLOAD CSV](#)

Jun 4 - Jul 3

Devices (33)

[Search](#)

Plate Reads By Day



Unique Plate Reads Summary

Total Unique Plate Reads:
597,638


[Download CSV](#)

Jun 4 - Jul 3

Devices (34)

[Search](#)

Plate Reads By Day



All Categories

Hits Report

06/03/2023 To... 07/03/2023 Search


Select a date range up to 31 days

DOWNLOAD CSV


Topics (15) Devices (34)

Total Hits: 156

Hits By Day




Top 7 Categories



Sex Offenders

Total Hits: 19

Topics (1) Devices (34)



Summary Report

Insights Dashboard

Plate Reads

4,116,591

[View Details](#)

Searches

643

[View Details](#)

Hot List Hits

156

[View Details](#)



Device Sharing

Shared with
Lewisville TX PD,
Phoenix AZ PD,
and 117 others

Access Levels

Search

Hotlist Tool Access

[EDIT DEVICE SHARING](#)

Device Status

34 / 34

Devices Online

[← Previous Device](#)

Device Name
#01 Inbound, Riverview Way, EB

Battery
93%

Latency
15 s

[Next Device >](#)

#1 Gessner S/B at Frostwood	#15 Hunters Creek Drive S/B at I-10	#29 Riverbend Main Entrance
#2 Memorial E/B at Gessner	#16 Memorial W/B at Creekside	#30 Beinhorn E/B at Voss
#3 NO ALPR - Future Location	#17 Memorial W/B at Voss	<u>#31 Memorial E/B at Tealwood (new)</u>
#4 Memorial N/B at Briar Forrest	#18 Memorial E/B at Voss	#32 Greenbay W/B at Memorial
#5 Bunker Hill S/B at Taylorcrest	#19 S/B Voss at Old Voss Ln 1	#33 Strey N/B at Memorial
#6 Taylorcrest W/B at Flintdale	#20 S/B Voss at Old Voss Ln 2	Private Systems monitored by MVPD
#7 Memorial E/B at Briar Forrest	#21 N/B Voss at Magnolia Bend Ln 1	US COINS - I-10 Frontage Road
#8 2200 S. Piney Point N/B	#22 N/B Voss at Magnolia Bend Ln 2	Memorial Manor NA Lindenwood/Memorial
#9 N. Piney Point N/B at Memorial	#23 W/B San Felipe at Buffalo Bayou	Grayton Lane NA
#10 Memorial E/B at San Felipe	#24 N/B Blalock at Memorial	Calico NA
#11 Greenbay E/B Piney Point	#25 N/B Bunker Hill at Memorial	Windemere NA
#12 Piney Point S/B at Gaylord	#26 S/B Hedwig at Beinhorn	Mott Lane
#13 Gessner N/B at Bayou	#27 Mobile Unit #181	Kensington NA
#14 Beinhorn W/B at Pipher	#28 Mobile Speed Trailer	Stillforest NA
		Farnham Park
		Riverbend NA
		Pinewood NA
		Hampton Court
		Bridlewood West NA
		N Kuhlman NA
		Longwoods NA
		Memorial City Mall - 22

Yellow = Bunker Hill
 Green = Piney Point
 Red = Hunters Creek
 Blue = MVPD Mobile
 Purple = Privately Owned Systems



Hits/Reads By Camera

1 2/217,245
2 2/139,545
3 See #31
4 4/172,182
5 1/78,575
6 0/63,282
7 2/119,983
8 2/247,643
9 0/62,175
10 3/104,010
11 0/29,207
12 5/145,841
13 8/282,954
14 0/85,517
15 0/7,007
16 3/68,943

17 0/99,765
18 7/123,366
19 11/328,088
20 0/195,942
21 12/210,504
22 7/357,914
23 1/225,839
24 2/136,797
25 1/29,884
26 1/39,646
27 4/132,720
28 1/131,924
29 1/6,159
30 0/48,779
31 4/155,432
32 0/42,021
33 0/20,756
34 0/5,066

Total Reads – 4,113,159

Unique Reads – 597,378

Hits- 156

7 Top Hit List-99

- Hotlist - 3
- Stolen Vehicle
- Stolen Plate
- Gang Member
- Missing
- Amber
- Priority Restraining Order

Recoveries - 4


June 2023

2022 Officer Committed Time to Service Report

Employee Name	Jan	Feb	Mar	Apr	May	Jun	Jul	Aug	Sep	Oct	Nov	Dec	Reports	Cites
ALSALMANI, ALI	26:36:21	23:28:43	24:11:20	22:45:35	36:12:16	39:39:19							3	36
BAKER, BRIAN C	* 3:31:40	0:18:16	1:29:15	0:32:24	0:21:24	0:34:07								
BALDWIN, BRIAN	17:32:11	13:52:09	18:58:23	15:22:04	11:14:09	12:46:41							2	9
BIEHUNKO, JOHN	22:37:16	20:41:29	24:20:46	9:54:47	16:39:29	14:18:35							2	21
BOGGUS, LARRY	* 0:04:10	0:59:15	2:42:11	14:58:50	12:06:57	0:22:51								
BURLESON, Jason	13:12:02	10:25:15	13:11:53	22:52:41	25:02:17	28:34:21							6	27
CANALES, RALPH EDWARD	15:05:04	14:08:39	19:00:17	9:18:54	13:22:58	10:32:51							2	13
CERNY, BLAIR C.	* 22:20:53	13:00:34	4:12:21	5:52:34	9:33:34	4:46:33								
ECKERFIELD, Dillon	25:34:06	16:08:21	33:29:46	21:55:20	33:28:28	33:18:43							5	28
HARWOOD, NICHOLAS	18:58:46	19:16:48	12:51:44	9:07:09	9:03:33	21:35:51							6	8
JARVIS, RICHARD	17:03:26	15:40:05	15:27:29	13:10:22	16:25:12	16:22:45							1	15
JOHNSON, JOHN	15:48:16	16:53:09	14:28:58	17:03:42	13:16:09	25:55:05							5	28
JONES, ERIC	* 0:00:00	14:52:11	0:00:00	0:00:00	0:02:31	0:00:00								
KING, JEREMY	9:53:27	0:00:00	20:34:58	7:58:39	14:52:28	7:00:48								
KUKOWSKI, Andy	21:46:17	23:48:00	14:19:24	14:13:17	27:31:49	29:10:56							7	28
LOWRIE, Andy	18:47:35	35:22:56	22:43:49	31:50:20	26:19:33	31:43:01							9	68
MCELVANY, ROBERT	13:28:51	9:01:39	3:53:11	9:48:34	6:28:09	8:32:13								19
ORTEGA, Yesenia	16:22:55	14:53:39	22:43:49	25:29:38	17:20:34	23:37:36							3	16
OWENS, LANE	* 7:19:25	1:06:57	0:03:44	0:00:00	0:05:50	0:00:00								
PAVLOCK, JAMES ADAM	1:16:57	0:41:05	1:32:18	0:19:29	1:35:54	8:41:34							3	26
RODRIGUEZ, CHRISTOPHER	* 2:58:13	0:45:39	5:03:49	10:10:35	3:29:18	1:38:51								
RODRIGUEZ, REGGIE			2:13:47	30:19:25	30:22:14	2:08:28							4	44
SALAZAR, Efrain	21:58:39	20:02:08	19:37:20	14:39:42	22:21:47	24:51:18							4	21
SCHANMEIR, CHRISTIAN	20:44:52	12:50:34	15:00:40	16:57:42	20:25:07	18:25:29								18
SCHULTZ, RAYMOND	* 5:44:09	0:00:00	0:46:23	1:12:56	0:00:00	1:09:46								
SILLIMAN, ERIC	25:55:25	11:42:31	7:51:13	7:22:18	31:05:02	26:15:50							28	63
SPRINKLE, MICHAEL	9:05:01	6:38:58	13:45:12	12:40:15	12:06:36	10:45:10								
TAYLOR, CRAIG	29:35:02	17:58:23	21:22:03	12:56:07	16:16:43	9:51:48							3	18
TORRES, PATRICK	14:23:40	17:57:00	12:04:56	16:42:07	17:43:40	7:33:10							2	19
TORRES, JUAN	20:27:22	8:01:45	16:38:45	16:10:38	15:51:29	17:34:23							3	13
VALDEZ, JUAN	* 0:39:02	2:11:16	2:48:31	24:00:53	2:54:01	0:52:15								
VASQUEZ, MONICA	26:58:37	19:19:14	6:53:51	14:02:23	32:35:37	24:40:56							13	27
WHITE, TERRY														
WILLIFORD, Adam	17:44:28												Total	594
	* = Admin													

Dispatch Committed Time	Totals
911 Phone Calls	1222
3700 Phone Calls	7042
DP General Phone Calls*	

* This is the minimal time as all internal calls route through the 3700 number.



AGENDA REQUEST
City of Bunker Hill Village
City Council

Agenda Date: August 15, 2023
Agenda Item: V
Subject: Village Fire Department Report
Exhibits: June 2023 Response Report
July 2023 Response Report
Funding: N/A
Presenter(s): Chief Miller

Executive Summary

The Village Fire Department Report will include the following items:

- A. Update on Activities

Recommended Action

Staff recommends City Council receive the June 2023 and July 2023 Response Reports.




Village Fire Department
 901 Corbindale Rd
 Houston, TX 77024
 Phone# (713) 468-7941 Fax# (713) 468-5039

June 2023 Summary - All Cities


Call/Incident Type/Detail	Jan 2023	Feb 2023	Mar 2023	Apr 2023	May 2023	Jun 2023	Jun 2023	Total YTD
TOTAL	233	174	172	174	210	218	1181	
Adominal Pain	2	0	3	1	0	1	7	
Allergic Reaction	1	1	1	1	1	2	6	
Animal Bite	1	0	1	0	0	0	2	
Apartment Fire	2	0	1	0	0	1	4	
Assault	0	0	0	0	1	1	2	
Automatic Aid	2	0	1	1	1	0	5	
Automatic Aid- Apartment Fire	15	9	7	8	9	1	49	
Automatic Aid- Building Fire	4	3	2	4	4	0	17	
Automatic Aid- Elevator Rescue	1	0	2	1	1	1	6	
Automatic Aid- Entrapment MVC	0	2	2	1	0	0	5	
Automatic Aid- Gas Leak	3	7	4	4	3	1	22	
Automatic Aid- High Rise Fire	3	1	0	0	1	0	5	
Automatic Aid- House Fire	6	3	2	1	0	0	12	
Back Pain	0	1	2	0	0	0	3	
Business Fire	0	1	0	1	0	0	2	
Carbon Monoxide Detector No Symptoms	2	3	5	1	1	5	17	
Cardiac/Respiratory Arrest	1	1	2	0	1	0	5	
Check a Noxious Odor	1	0	2	0	0	0	3	
Check for Fire	0	1	1	1	0	0	2	
Check for the Smell of Natural Gas	10	1	0	6	0	2	19	
Check for the Smell of Smoke	2	1	1	2	0	0	6	
Chest Pain	8	13	2	2	4	3	32	
Child Locked in a Vehicle Engine and AC running	0	1	1	0	0	0	2	
Child Locked in a Vehicle Engine and AC not running	0	0	0	0	1	0	1	
Diabetic Emergency	0	0	0	1	2	1	4	
Difficulty Breathing	12	2	8	5	3	11	41	
Electrical Fire	1	0	1	0	1	0	2	
Elevator Rescue	3	0	1	1	1	1	7	
Fall Victim	8	6	13	7	14	14	62	
Fire Alarm Business	4	7	1	5	4	5	26	
Fire Alarm Church or School	5	2	4	4	8	15	38	
Fire Alarm Residence	46	17	19	36	38	50	206	
Gas Leak	2	4	3	1	1	3	14	
Grass Fire	0	0	0	0	1	2	3	
Headache - Stroke symptoms not present	0	0	2	0	0	0	2	
Heart Problems	5	4	5	5	10	6	35	
Heat/Cold Exposure	0	0	0	0	0	2	2	
Hemorrhage/Laceration	4	1	2	2	1	2	12	

Month	# of Incidents	Avg Resp Time
Jan 2023	233	4:13
Feb 2023	174	4:09
Mar 2023	172	4:35
*Apr 2023	129	4:44
May 2023	162	4:51
Jun 2023	176	4:45

of Incidents



Avg Resp Time



House Fire	2	1	1	1	1	1	1	1	2	8
Injured Party	2	2	2	1	4	3	14			
Medical Alarm	3	3	1	7	8	4	26			
Motor Vehicle Collision	17	21	13	19	27	19	116			
Motor Vehicle Collision with Entrapment	0	1	2	0	0	0	3			
Object Down in Roadway	0	0	1	2	5	5	13			
Overdose/Poisoning	1	3	2	2	1	3	12			
Possible D.O.S.	1	2	1	2	1	1	8			
Powerlines Down Arcing/Burning	2	0	0	4	3	8	17			
Pregnancy/ Childbirth	1	0	0	2	0	0	3			
Psychiatric Emergency	3	4	5	1	1	1	15			
Seizures	4	6	4	3	2	2	21			
Service Call Non-emergency	12	16	12	3	3	1	47			
Shooting/Stabbing	0	0	0	0	2	0	2			
Sick Call	12	14	14	8	19	18	85			
Smoke in Business	0	0	0	0	1	0	1			
Stroke	1	2	1	1	3	5	13			
Transformer Fire	1	0	2	3	1	1	8			
Trash Fire	1	0	1	0	0	0	2			
Traumatic Injury	0	0	2	1	0	1	4			
Unconscious Party/Syncope	8	6	3	9	14	9	49			
Unknown Medical Emergency	6	2	4	1	2	5	20			
Vehicle Fire	2	0	1	3	0	0	6			

* Note: Excludes cancelled calls beginning in April.



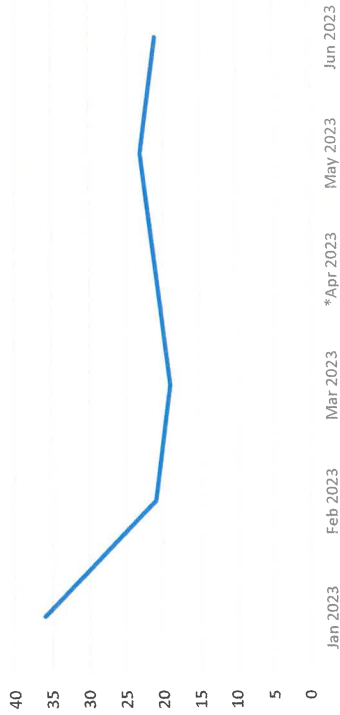
Village Fire Department
 901 Corbindale Rd
 Houston, TX, 77024
 Phone# (713) 468-7941 Fax# (713) 468-5039

June 2023 Summary - Bunker Hill


Call/Incident Type/Detail	TOTAL	Jan 2023	Feb 2023	Mar 2023	Apr 2023	May 2023	Jun 2023	Jun 2023	Total YTD
Allergic Reaction	0	0	0	0	0	0	0	1	1
Assault	0	0	0	0	0	1	0	0	1
Business Fire	0	1	0	0	0	0	0	0	1
Carbon Monoxide Detector No Symptoms	0	1	3	0	0	0	0	0	4
Cardiac/Respiratory Arrest	1	0	0	0	0	0	0	0	1
Check for the Smell of Natural Gas	3	0	0	0	2	0	0	0	5
Check for the Smell of Smoke	1	0	0	0	0	0	0	0	1
Chest Pain	0	0	0	0	0	0	0	1	1
Difficulty Breathing	4	0	0	4	0	0	0	1	9
Fall Victim	0	1	0	0	2	2	2	2	7
Fire Alarm Business	0	1	0	0	0	0	0	0	1
Fire Alarm Church or School	1	0	0	0	1	0	0	1	3
Fire Alarm Residence	9	3	4	6	8	6	6	6	36
Gas Leak	0	0	1	1	0	0	0	1	3
Grass Fire	0	0	0	0	0	0	0	1	1
Headache - Stroke symptoms not present	0	0	0	1	0	0	0	0	1
Heart Problems	0	1	0	0	1	2	1	1	5
Hemorrhage/Laceration	0	0	0	0	1	0	0	0	1
House Fire	1	0	0	0	0	0	0	0	1
Injured Party	1	0	0	0	0	0	1	0	2
Medical Alarm	0	1	0	0	3	0	0	0	4
Motor Vehicle Collision	1	0	1	1	2	6	0	0	10
Object Down in Roadway	0	0	0	0	1	2	0	0	3
Overdose/Poisoning	1	0	0	0	0	0	0	1	2
Possible D.O.S.	1	0	0	0	0	0	0	0	1
Powerlines Down Arcing/Burning	0	0	0	0	1	1	0	0	2
Psychiatric Emergency	1	0	0	0	1	0	0	0	2
Seizures	1	1	1	1	1	1	1	1	6
Service Call Non-emergency	6	7	2	1	2	0	0	0	18
Shooting/Stabbing	0	0	0	0	0	2	0	0	2
Sick Call	1	4	1	1	3	1	1	1	11
Stroke	1	0	0	0	1	1	1	1	4
Transformer Fire	0	0	0	0	1	0	0	0	1
Unconscious Party/Syncope	1	0	0	0	0	0	0	0	1
Unknown Medical Emergency	1	0	1	1	0	0	0	1	3

Month	# of Incidents	Avg Resp Time
Jan 2023	36	6:04
Feb 2023	21	5:46
Mar 2023	19	4:51
*Apr 2023	21	6:03
May 2023	23	5:57
Jun 2023	21	6:03

of Incidents



Avg Resp Time



* Note: Excludes cancelled calls beginning in April.

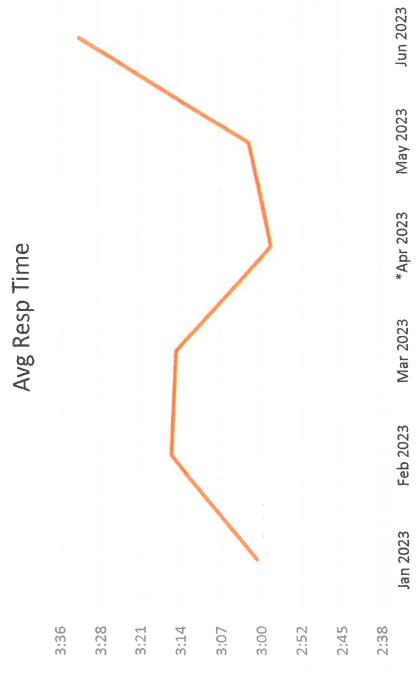



Village Fire Department
 901 Corbindale Rd
 Houston, TX, 77024
 Phone# (713) 468-7941 Fax# (713) 468-5039

June 2023 Summary - Hedwig

Call/Incident Type/Detail	Jan 2023	Feb 2023	Mar 2023	Apr 2023	May 2023	Jun 2023	Total YTD
TOTAL	41	38	36	34	41	46	236
Adominal Pain	0	0	2	1	0	0	3
Allergic Reaction	0	0	1	1	1	1	4
Apartment Fire	1	0	1	0	0	1	3
Assault	0	0	0	0	1	1	1
Business Fire	0	0	0	1	0	0	1
Check a Noxious Odor	1	0	0	0	0	0	1
Check for the Smell of Natural Gas	0	0	0	1	0	2	3
Check for the Smell of Smoke	0	0	1	1	0	0	2
Chest Pain	3	5	1	0	0	1	10
Diabetic Emergency	0	0	0	0	1	1	2
Difficulty Breathing	1	2	1	2	0	3	9
Electrical Fire	1	0	0	0	0	0	1
Elevator Rescue	0	0	0	0	0	1	1
Fail Victim	3	3	3	1	5	2	17
Fire Alarm Business	1	3	1	2	1	3	11
Fire Alarm Church or School	0	0	3	2	8	6	19
Fire Alarm Residence	7	2	1	5	1	0	16
Gas Leak	1	1	1	0	0	0	3
Heart Problems	1	2	0	3	3	2	11
Heat/Cold Exposure	0	0	0	0	0	1	1
Hemorrhage/Laceration	1	0	1	0	0	0	2
Injured Party	1	2	0	0	2	0	5
Medical Alarm	0	0	0	0	1	1	2
Motor Vehicle Collision	5	6	5	2	3	2	23
Object Down in Roadway	0	0	0	0	0	2	2
Overdose/Poisoning	0	2	1	1	0	0	4
Possible D.O.S.	0	1	1	0	0	0	2
Powerlines Down Arcing/Burning	0	0	0	0	0	3	3
Pregnancy/ Childbirth	0	0	0	2	0	0	2
Psychiatric Emergency	1	0	2	0	0	0	3
Seizures	2	1	1	1	0	0	5
Service Call Non-emergency	0	4	3	0	0	0	7
Sick Call	5	2	2	2	5	7	23
Smoke in Business	0	0	0	0	1	0	1
Stroke	0	0	0	0	2	0	2
Transformer Fire	0	0	1	0	0	0	1
Traumatic Injury	0	0	1	0	0	0	1
Unconscious Party/Syncope	3	1	1	5	6	3	19
Unknown Medical Emergency	2	1	1	1	1	3	9
Vehicle Fire	1	0	0	0	0	0	1

Month	# of Incidents	Avg Resp Time
Jan 2023	41	3:01
Feb 2023	38	3:16
Mar 2023	36	3:15
*Apr 2023	32	2:58
May 2023	40	3:02
Jun 2023	44	3:32



* Note: Excludes cancelled calls beginning in April.



Village Fire Department
 901 Corbindale Rd
 Houston, TX, 77024
 Phone# (713) 468-7941 Fax# (713) 468-5039

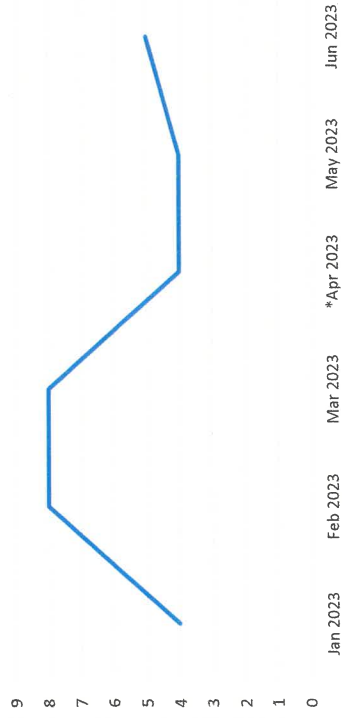
June 2023 Summary - Hillshire

Call/Incident Type/Detail	Jan 2023	Feb 2023	Mar 2023	Apr 2023	May 2023	Jun 2023	Total YTD
TOTAL	4	8	8	5	4	5	34
Carbon Monoxide Detector No Symptoms	1	0	0	0	0	0	1
Check for the Smell of Natural Gas	1	0	0	0	0	0	1
Chest Pain	1	1	0	0	1	0	3
Fall Victim	0	1	2	0	0	0	3
Fire Alarm Church or School	0	0	0	1	0	0	1
Fire Alarm Residence	0	0	0	0	2	1	3
Heart Problems	0	0	1	0	0	1	2
Hemorrhage/Laceration	0	1	0	1	0	0	2
Medical Alarm	0	0	0	0	1	0	1
Motor Vehicle Collision	0	1	0	1	0	3	5
Motor Vehicle Collision with Entrapment	0	0	2	0	0	0	2
Object Down in Roadway	0	0	0	1	0	0	1
Possible D.O.S.	0	1	0	0	0	0	1
Psychiatric Emergency	1	0	0	0	0	0	1
Service Call Non-emergency	0	2	1	0	0	0	3
Sick Call	0	1	2	1	0	0	4

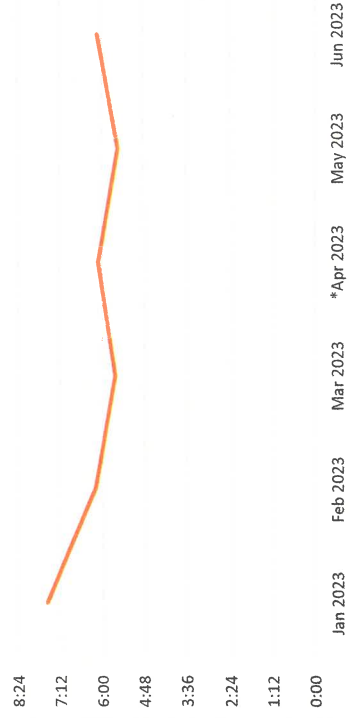
* Note: Excludes cancelled calls beginning in April.

Month	# of Incidents	Avg Resp Time
Jan 2023	4	7:35
Feb 2023	8	6:13
Mar 2023	8	5:38
*Apr 2023	4	6:07
May 2023	4	5:32
Jun 2023	5	6:08

of Incidents



Avg Resp Time





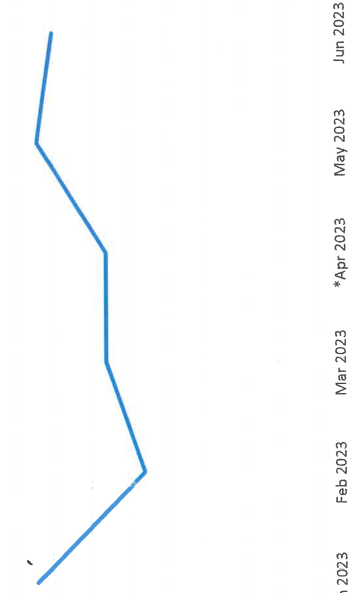
Village Fire Department
 901 Corbindale Rd
 Houston, TX 77024
 Phone# (713) 468-7941 Fax# (713) 468-5039

June 2023 Summary - Hunters Creek

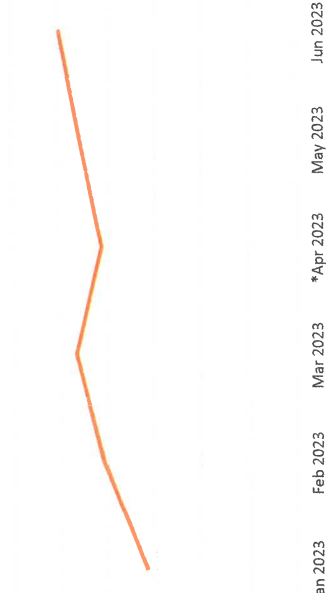
Call/Incident Type/Detail	Jan 2023	Feb 2023	Mar 2023	Apr 2023	May 2023	Jun 2023	Total YTD
TOTAL	37	23	28	38	43	44	213
Abdominal Pain	0	0	0	0	0	1	1
Animal Bite	0	0	1	0	0	0	1
Back Pain	0	0	1	0	0	0	1
Carbon Monoxide Detector No Symptoms	1	1	0	1	0	1	4
Cardiac/Respiratory Arrest	0	0	1	0	0	0	1
Check a Noxious Odor	0	0	1	0	0	0	1
Check for the Smell of Natural Gas	1	0	0	1	0	0	2
Check for the Smell of Smoke	0	0	0	1	0	0	1
Chest Pain	1	1	0	0	2	0	4
Child Locked in a Vehicle Engine and AC not running	0	0	0	0	1	0	1
Difficulty Breathing	2	0	3	2	1	1	9
Electrical Fire	0	0	0	0	1	0	1
Elevator Rescue	3	0	0	0	0	0	3
Fall Victim	1	0	2	3	2	4	12
Fire Alarm Business	1	1	0	2	0	0	4
Fire Alarm Church or School	0	0	0	0	0	1	1
Fire Alarm Residence	15	4	5	14	14	16	68
Gas Leak	0	1	0	0	1	0	2
Heart Problems	0	0	1	1	2	0	4
Hemorrhage/Laceration	0	0	1	0	1	0	2
House Fire	0	1	0	1	1	0	3
Injured Party	0	0	1	0	0	2	3
Medical Alarm	2	2	0	3	4	2	13
Motor Vehicle Collision	5	7	1	1	4	5	23
Overdose/Poisoning	0	0	0	1	0	1	2
Possible D.O.S.	0	0	0	1	0	0	1
Powerlines Down Arcing/Burning	1	0	1	1	0	0	3
Psychiatric Emergency	0	1	1	0	0	0	2
Seizures	0	1	1	0	0	1	3
Service Call Non-emergency	1	0	3	2	0	0	6
Sick Call	0	1	3	0	5	3	12
Traumatic Injury	0	0	0	1	0	1	2
Unconscious Party/Syncope	2	2	1	2	4	3	14
Unknown Medical Emergency	0	0	1	0	0	0	1
Vehicle Fire	1	0	0	0	0	0	1

Month	# of Incidents	Avg Resp Time
Jan 2023	37	3:49
Feb 2023	23	4:54
Mar 2023	28	5:35
*Apr 2023	28	4:56
May 2023	37	5:29
Jun 2023	35	6:00

of Incidents



Avg Resp Time



* Note: Excludes cancelled calls beginning in April.




Village Fire Department
 901 Corbindale Rd
 Houston, TX 77024
 Phone# (713) 468-7941 Fax# (713) 468-5039


June 2023 Summary - Piney Point

Call/Incident Type/Detail	Jan 2023	Feb 2023	Mar 2023	Apr 2023	May 2023	Jun 2023	Total YTD
TOTAL	35	25	25	20	38	50	193
Animal Bite	1	0	0	0	0	0	1
Carbon Monoxide Detector No Symptoms	0	1	1	0	0	4	6
Cardiac/Respiratory Arrest	0	1	1	0	0	0	2
Check for the Smell of Natural Gas	3	0	0	0	0	0	3
Check for the Smell of Smoke	1	1	0	0	0	0	2
Chest Pain	1	1	1	0	0	0	3
Diabetic Emergency	0	0	0	1	1	0	2
Difficulty Breathing	2	0	0	1	1	3	7
Fall Victim	4	0	3	0	4	3	14
Fire Alarm Church or School	2	1	1	0	0	3	7
Fire Alarm Residence	9	7	7	10	12	21	66
Gas Leak	1	1	0	0	0	1	3
Grass Fire	0	0	0	0	1	1	2
Heart Problems	0	0	1	0	1	0	2
Hemorrhage/Laceration	1	0	0	0	0	1	2
House Fire	1	0	1	0	0	2	4
Injured Party	0	0	0	0	1	1	2
Medical Alarm	0	0	0	0	0	1	1
Motor Vehicle Collision	3	2	2	1	3	1	12
Object Down in Roadway	0	0	1	0	3	3	7
Overdose/Poisoning	0	1	0	0	1	0	2
Possible D.O.S.	0	0	0	0	1	1	2
Powerlines Down Arcing/Burning	0	0	0	1	0	0	1
Psychiatric Emergency	0	3	1	0	1	1	6
Seizures	1	1	0	1	0	0	3
Service Call Non-emergency	4	3	2	0	0	0	9
Sick Call	0	2	0	3	4	1	10
Stroke	0	0	0	0	0	1	1
Transformer Fire	0	0	1	1	0	0	2
Trash Fire	0	0	1	0	0	0	1
Unconscious Party/Syncope	1	0	0	0	3	1	5
Unknown Medical Emergency	0	0	1	0	1	0	2
Vehicle Fire	0	0	0	1	0	0	1

of Incidents



Avg Resp Time



* Note: Excludes cancelled calls beginning in April.




Village Fire Department
 901 Corbindale Rd
 Houston, TX 77024
 Phone# (713) 468-7941 Fax# (713) 468-5039

June 2023 Summary - Spring Valley


Call/Incident Type/Detail	Jan 2023	Feb 2023	Mar 2023	Apr 2023	May 2023	Jun 2023	Total YTD
TOTAL	42	32	32	25	30	41	202
Adominal Pain	2	0	1	0	0	0	3
Allergic Reaction	1	0	0	0	0	0	1
Back Pain	0	1	1	0	0	0	2
Carbon Monoxide Detector No Symptoms	0	0	1	0	1	0	2
Cardiac/Respiratory Arrest	0	0	0	0	1	0	1
Check a Noxious Odor	0	0	1	0	0	0	1
Check for Fire	0	1	1	0	0	0	2
Check for the Smell of Natural Gas	1	1	0	1	0	0	3
Chest Pain	2	5	0	2	1	1	11
Child Locked in a Vehicle Engine and AC running	0	1	0	0	0	0	1
Difficulty Breathing	2	0	0	0	1	3	6
Elevator Rescue	0	0	1	1	1	0	3
Fall Victim	0	1	3	1	1	3	9
Fire Alarm Business	2	2	0	1	3	2	10
Fire Alarm Church or School	2	1	0	0	0	4	7
Fire Alarm Residence	6	1	1	0	1	6	15
Gas Leak	0	1	1	0	0	1	3
Headache - Stroke symptoms not present	0	0	1	0	0	0	1
Heart Problems	4	1	2	0	2	1	10
Heat/Cold Exposure	0	0	0	0	0	1	1
Hemorrhage/Laceration	2	0	0	0	0	1	3
Injured Party	0	0	1	1	0	0	2
Medical Alarm	1	0	1	1	2	0	5
Motor Vehicle Collision	3	3	3	9	9	3	30
Motor Vehicle Collision with Entrapment	0	1	0	0	0	0	1
Overdose/Poisoning	0	0	1	0	0	1	2
Possible D.O.S.	0	0	0	1	0	0	1
Powerlines Down Arcing/Burning	1	0	0	1	1	2	5
Pregnancy/ Childbirth	1	0	0	0	0	0	1
Psychiatric Emergency	0	0	1	0	0	0	1
Seizures	0	2	1	0	1	0	4
Service Call Non-emergency	1	0	0	0	0	1	2
Sick Call	6	4	6	1	2	6	25
Stroke	0	2	1	0	0	3	6
Transformer Fire	0	0	0	1	1	1	3
Trash Fire	1	0	0	0	0	0	1
Traumatic Injury	0	0	1	0	0	0	1
Unconscious Party/Syncope	1	3	1	2	1	1	9
Unknown Medical Emergency	3	1	0	0	0	1	5
Vehicle Fire	0	0	1	2	0	0	3

Month	# of Incidents	Avg Resp Time
Jan 2023	42	4:14
Feb 2023	32	4:25
Mar 2023	32	4:07
*Apr 2023	25	5:23
May 2023	28	4:52
Jun 2023	36	4:08

of Incidents



Avg Resp Time



* Note: Excludes cancelled calls beginning in April.



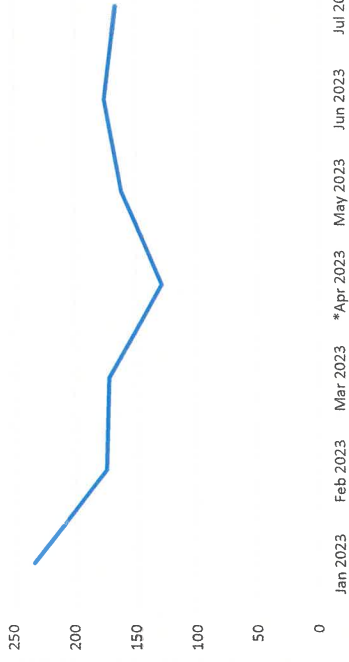
Village Fire Department
 901 Corbindale Rd
 Houston, TX, 77024
 Phone# (713) 468-7941 Fax# (713) 468-5039

July 2023 Summary - All Cities

Call/Incident Type/Detail	Jan 2023	Feb 2023	Mar 2023	Apr 2023	May 2023	Jun 2023	Jul 2023	Total YTD
TOTAL	233	174	172	174	210	218	221	1402
Adominal Pain	2	0	3	1	0	1	1	8
Allergic Reaction	1	0	1	1	1	2	1	7
Animal Bite	1	0	1	0	0	0	0	2
Apartment Fire	2	0	1	0	0	1	0	4
Assault	0	0	0	0	1	1	0	2
Automatic Aid	2	0	1	1	1	0	1	6
Automatic Aid- Apartment Fire	15	9	7	8	9	1	6	55
Automatic Aid- Building Fire	4	3	2	4	4	0	2	19
Automatic Aid- Elevator Rescue	1	0	2	1	1	1	2	8
Automatic Aid- Entrapment MVC	0	2	2	1	0	0	0	5
Automatic Aid- Gas Leak	3	7	4	4	3	1	1	23
Automatic Aid- High Rise Fire	3	1	0	0	1	0	1	6
Automatic Aid- House Fire	6	3	2	1	0	0	0	12
Back Pain	0	1	2	0	0	0	2	5
Business Fire	0	1	0	1	0	0	0	2
Carbon Monoxide Detector No Symptoms	2	3	5	1	1	5	2	19
Cardiac/Respiratory Arrest	1	1	2	0	1	0	0	5
Check a Noxious Odor	1	0	2	0	0	0	0	3
Check for Fire	0	1	1	0	0	0	0	2
Check for the Smell of Natural Gas	10	1	0	6	0	2	0	19
Check for the Smell of Smoke	2	1	1	2	0	0	0	6
Chest Pain	8	13	2	2	4	3	6	38
Child Locked in a Vehicle Engine and AC running	0	1	1	0	0	0	0	2
Child Locked in a Vehicle Engine and AC not running	0	0	0	0	1	0	0	1
Choking	0	0	0	0	0	0	3	3
Diabetic Emergency	0	0	0	1	2	1	2	6
Difficulty Breathing	12	2	8	5	3	11	6	47
Drowning	0	0	0	0	0	0	1	1
Electrical Fire	1	0	0	0	1	0	1	3
Elevator Rescue	3	0	1	1	1	1	0	7
Fall Victim	8	6	13	7	14	14	12	74
Fire Alarm Business	4	7	1	5	4	5	7	33
Fire Alarm Church or School	5	2	4	4	8	15	1	39
Fire Alarm Residence	46	17	19	36	38	50	46	252
Gas Leak	2	4	3	1	1	3	0	14
Grass Fire	0	0	0	0	1	2	1	4
Headache - Stroke symptoms not present	0	0	2	0	0	0	0	2
Heart Problems	5	4	5	5	10	6	8	43
Heat/Cold Exposure	0	0	0	0	0	2	0	2
Hemorrhage/Laceration	4	1	2	2	1	2	4	16

Month	# of Incidents	Avg Resp Time
Jan 2023	233	4:13
Feb 2023	174	4:09
Mar 2023	172	4:35
*Apr 2023	129	4:44
May 2023	162	4:51
Jun 2023	176	4:45
Jul 2023	167	4:21

of Incidents



House Fire	2	1	1	1	1	1	1	1	1	2	3	11
Injured Party	2	2	2	1	4	3	2	16				16
Medical Alarm	3	3	1	7	8	4	5	31				31
Motor Vehicle Collision	17	21	13	19	27	19	21	137				137
Motor Vehicle Collision with Entrapment	0	1	2	0	0	0	3	6				6
Object Down in Roadway	0	0	1	2	5	5	1	14				14
Overdose/Poisoning	1	3	2	2	1	3	4	16				16
Possible D.O.S.	1	2	1	2	1	1	0	8				8
Powerlines Down Arcing/Burning	2	0	0	4	3	8	2	19				19
Pregnancy/ Childbirth	1	0	0	2	0	0	0	3				3
Psychiatric Emergency	3	4	5	1	1	1	4	19				19
Seizures	4	6	4	3	2	2	3	24				24
Service Call Non-emergency	12	16	12	3	3	1	14	61				61
Shooting/Stabbing	0	0	0	0	2	0	0	2				2
Sick Call	12	14	14	8	19	18	20	105				105
Smoke in Business	0	0	0	0	1	0	0	1				1
Stroke	1	2	1	1	3	5	4	17				17
Transformer Fire	1	0	2	3	1	1	1	9				9
Trash Fire	1	0	1	0	0	0	0	2				2
Traumatic Injury	0	0	2	1	0	1	1	5				5
Unconscious Party/Syncope	8	6	3	9	14	9	13	62				62
Unknown Medical Emergency	6	2	4	1	2	5	2	22				22
Vehicle Fire	2	0	1	3	0	0	1	7				7

Avg Resp Time

4:55
4:48
4:40
4:33
4:26
4:19
4:12
4:04
3:57
3:50
3:43

Jan 2023 Feb 2023 Mar 2023 *Apr 2023 May 2023 Jun 2023 Jul 2023

* Note: Excludes cancelled calls beginning in April.



Village Fire Department
 901 Corbindale Rd
 Houston, TX, 77024
 Phone# (713) 468-7941 Fax# (713) 468-5039

July 2023 Summary - Bunker Hill


Call/Incident Type/Detail	Jan 2023	Feb 2023	Mar 2023	Apr 2023	May 2023	Jun 2023	Jul 2023	Total YTD
TOTAL	36	21	19	27	32	21	17	173
Allergic Reaction	0	0	0	0	0	1	0	1
Assault	0	0	0	0	1	0	0	1
Business Fire	0	1	0	0	0	0	0	1
Carbon Monoxide Detector No Symptoms	0	1	3	0	0	0	0	4
Cardiac/Respiratory Arrest	1	0	0	0	0	0	0	1
Check for the Smell of Natural Gas	3	0	0	2	0	0	0	5
Check for the Smell of Smoke	1	0	0	0	0	0	0	1
Chest Pain	0	0	0	0	0	1	1	2
Diabetic Emergency	0	0	0	0	0	0	1	1
Difficulty Breathing	4	0	4	0	0	1	1	10
Fall Victim	0	1	0	2	2	2	0	7
Fire Alarm Business	0	1	0	0	0	0	0	1
Fire Alarm Church or School	1	0	0	1	0	1	0	3
Fire Alarm Residence	9	3	4	6	8	6	6	42
Gas Leak	0	0	1	1	0	1	0	3
Grass Fire	0	0	0	0	0	1	0	1
Headache - Stroke symptoms not present	0	0	1	0	0	0	0	1
Heart Problems	0	1	0	1	1	2	1	6
Hemorrhage/Laceration	0	0	0	1	0	0	0	1
House Fire	1	0	0	0	0	0	0	1
Injured Party	1	0	0	0	0	1	0	2
Medical Alarm	0	1	0	3	0	0	0	4
Motor Vehicle Collision	1	0	1	2	6	0	0	10
Object Down in Roadway	0	0	0	1	2	0	0	3
Overdose/Poisoning	1	0	0	0	0	1	0	2
Possible D.O.S.	1	0	0	0	0	0	0	1
Powerlines Down Arcing/Burning	0	0	0	1	1	0	0	2
Psychiatric Emergency	1	0	0	1	0	0	0	2
Seizures	1	1	1	1	1	1	1	6
Service Call Non-emergency	6	7	2	1	2	0	1	19
Shooting/Stabbing	0	0	0	0	2	0	0	2
Sick Call	1	4	1	1	3	1	2	13
Stroke	1	0	0	1	1	1	0	4
Transformer Fire	0	0	0	1	0	0	0	1
Unconscious Party/Syncope	1	0	0	0	0	0	1	2
Unknown Medical Emergency	1	0	1	0	0	0	1	3

Month	# of Incidents	Avg Resp Time
Jan 2023	36	6:04
Feb 2023	21	5:46
Mar 2023	19	4:51
*Apr 2023	21	6:03
May 2023	23	5:57
Jun 2023	21	6:03
Jul 2023	14	5:29

of Incidents



Avg Resp Time



* Note: Excludes cancelled calls beginning in April.

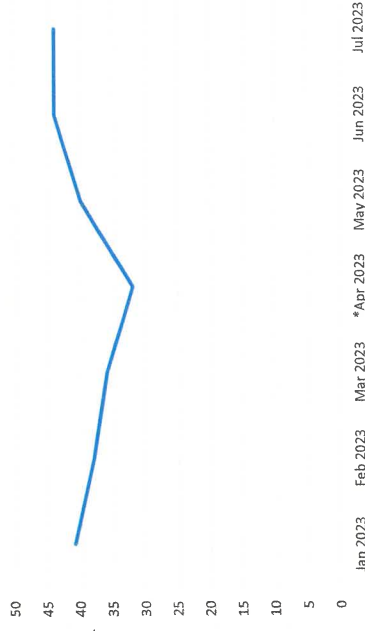


Village Fire Department
 901 Corbindale Rd
 Houston, TX, 77024
 Phone# (713) 468-7941 Fax# (713) 468-5039

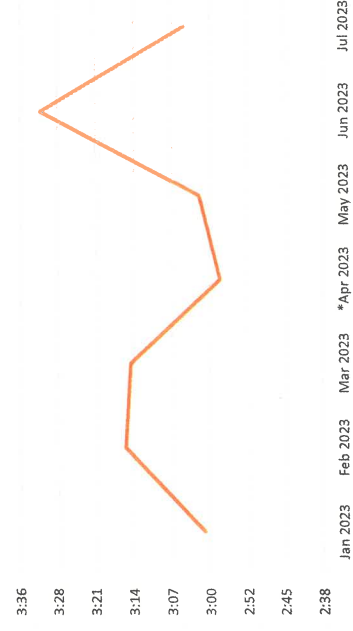
July 2023 Summary - Hedwig

Month	# of Incidents	Avg Resp Time
Jan 2023	41	3:01
Feb 2023	38	3:16
Mar 2023	36	3:15
*Apr 2023	32	2:58
May 2023	40	3:02
Jun 2023	44	3:32
Jul 2023	44	3:05

of Incidents



Avg Resp Time



Call/Incident Type/Detail	Jan 2023	Feb 2023	Mar 2023	Apr 2023	May 2023	Jun 2023	Jul 2023	Total YTD
TOTAL	41	38	36	34	41	46	52	288
Adominal Pain	0	0	2	1	0	0	1	4
Allergic Reaction	0	0	1	1	1	1	1	5
Apartment Fire	1	0	1	0	0	1	0	3
Assult	0	0	0	0	0	1	0	1
Back Pain	0	0	0	0	0	0	1	1
Business Fire	0	0	0	1	0	0	0	1
Check a Noxious Odor	1	0	0	0	0	0	0	1
Check for the Smell of Natural Gas	0	0	0	1	1	0	0	3
Check for the Smell of Smoke	0	0	1	1	0	0	0	2
Chest Pain	3	5	1	0	0	1	3	13
Choking	0	0	0	0	0	0	1	1
Diabetic Emergency	0	0	0	0	1	1	1	3
Difficulty Breathing	1	2	1	2	0	3	1	10
Electrical Fire	1	0	0	0	0	0	0	1
Elevator Rescue	0	0	0	0	0	0	1	1
Fall Victim	3	3	3	1	5	2	3	20
Fire Alarm Business	1	3	1	2	1	3	6	17
Fire Alarm Church or School	0	0	3	2	8	6	1	20
Fire Alarm Residence	7	2	1	5	1	0	4	20
Gas Leak	1	1	1	0	0	0	0	3
Heart Problems	1	2	0	3	3	2	1	12
Heat/Cold Exposure	0	0	0	0	0	1	0	1
Hemorrhage/Laceration	1	0	1	0	0	0	1	3
House Fire	0	0	0	0	0	0	1	1
Injured Party	1	2	0	0	2	0	0	5
Medical Alarm	0	0	0	0	1	1	0	2
Motor Vehicle Collision	5	6	5	2	3	2	6	29
Object Down in Roadway	0	0	0	0	0	2	0	2
Overdose/Poisoning	0	2	1	1	1	0	0	4
Possible D.O.S.	0	1	1	0	0	0	0	2
Powerlines Down Arcing/Burning	0	0	0	0	0	3	0	3
Pregnancy/ Childbirth	0	0	0	2	0	0	0	2
Psychiatric Emergency	1	0	2	0	0	0	1	4
Seizures	2	1	1	1	1	0	2	7
Service Call Non-emergency	0	4	3	0	0	0	5	12
Sick Call	5	2	2	2	5	7	6	29
Smoke in Business	0	0	0	0	1	0	0	1
Stroke	0	0	0	0	2	0	1	3
Transformer Fire	0	0	1	0	0	0	0	1
Traumatic Injury	0	0	1	0	0	0	0	1
Unconscious Party/Syncope	3	1	1	1	5	6	3	24
Unknown Medical Emergency	2	1	1	1	1	3	0	9
Vehicle Fire	1	0	0	0	0	0	0	1

* Note: Excludes cancelled calls beginning in April.



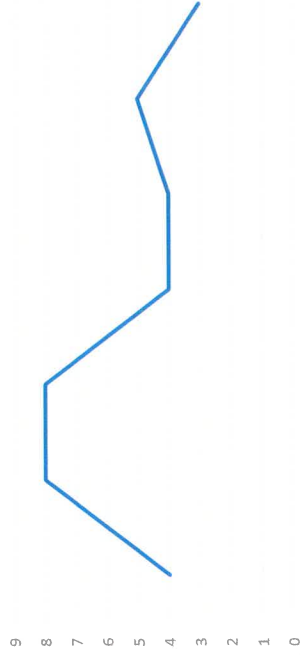
Village Fire Department
 901 Corbindale Rd
 Houston, TX.77024
 Phone# (713) 468-7941 Fax# (713) 468-5039

July 2023 Summary - Hilshire

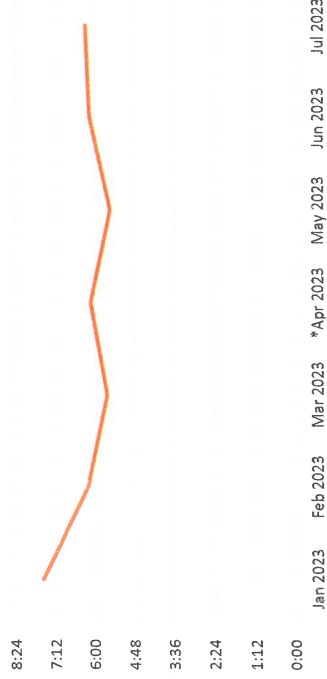
Call/Incident Type/Detail	Jan 2023	Feb 2023	Mar 2023	Apr 2023	May 2023	Jun 2023	Jul 2023	Total YTD
TOTAL	4	8	8	5	4	5	4	38
Back Pain	0	0	0	0	0	0	1	1
Carbon Monoxide Detector No Symptoms	1	0	0	0	0	0	0	1
Check for the Smell of Natural Gas	1	0	0	0	0	0	0	1
Chest Pain	1	1	0	0	1	0	0	3
Fall Victim	0	1	2	0	0	0	0	3
Fire Alarm Church or School	0	0	0	1	0	0	0	1
Fire Alarm Residence	0	0	0	0	2	1	0	3
Heart Problems	0	0	1	0	0	1	0	2
Hemorrhage/Laceration	0	1	0	1	0	0	0	2
Medical Alarm	0	0	0	0	0	1	0	1
Motor Vehicle Collision	0	1	0	1	0	0	3	5
Motor Vehicle Collision with Entrapment	0	0	2	0	0	0	0	2
Object Down in Roadway	0	0	0	1	0	0	0	1
Overdose/Poisoning	0	0	0	0	0	0	1	1
Possible D.O.S.	0	1	0	0	0	0	0	1
Powerlines Down Arcing/Burning	0	0	0	0	0	0	1	1
Psychiatric Emergency	1	0	0	0	0	0	0	1
Service Call Non-emergency	0	2	1	0	0	0	0	3
Sick Call	0	1	2	2	1	0	1	5

Month	# of Incidents	Avg Resp Time
Jan 2023	4	7:35
Feb 2023	8	6:13
Mar 2023	8	5:38
*Apr 2023	4	6:07
May 2023	4	5:32
Jun 2023	5	6:08
Jul 2023	3	6:15

of Incidents



Avg Resp Time



* Note: Excludes cancelled calls beginning in April.




Village Fire Department
 901 Corbindale Rd
 Houston, TX, 77024
 Phone# (713) 468-7941 Fax# (713) 468-5039

July 2023 Summary - Hunters Creek


Call/Incident Type/Detail	Jan 2023	Feb 2023	Mar 2023	Apr 2023	May 2023	Jun 2023	Jul 2023	Total YTD
TOTAL	37	23	28	38	43	44	43	256
Abdominal Pain	0	0	0	0	0	1	0	1
Animal Bite	0	0	1	0	0	0	0	1
Back Pain	0	0	1	0	0	0	0	1
Carbon Monoxide Detector No Symptoms	1	1	0	1	0	1	1	5
Cardiac/Respiratory Arrest	0	0	1	0	0	0	0	1
Check a Noxious Odor	0	0	1	0	0	0	0	1
Check for the Smell of Natural Gas	1	0	0	1	0	0	0	2
Check for the Smell of Smoke	0	0	0	1	0	0	0	1
Chest Pain	1	1	0	0	2	0	1	5
Child Locked in a Vehicle Engine and AC not running	0	0	0	0	1	0	0	1
Choking	0	0	0	0	0	0	1	1
Difficulty Breathing	2	0	3	2	1	1	0	9
Electrical Fire	0	0	0	0	1	0	1	2
Elevator Rescue	3	0	0	0	0	0	0	3
Fall Victim	1	0	2	3	2	4	4	16
Fire Alarm Business	1	1	0	2	0	0	0	4
Fire Alarm Church or School	0	0	0	0	0	1	0	1
Fire Alarm Residence	15	4	5	14	14	16	11	79
Gas Leak	0	1	0	0	1	0	0	2
Heart Problems	0	0	1	1	1	0	1	5
Hemorrhage/Laceration	0	0	1	0	1	0	0	2
House Fire	0	1	0	1	1	1	0	3
Injured Party	0	0	1	0	0	2	0	3
Medical Alarm	2	2	0	3	4	2	3	16
Motor Vehicle Collision	5	7	1	1	4	5	3	26
Overdose/Poisoning	0	0	0	1	0	1	3	5
Possible D.O.S.	0	0	0	1	0	0	0	1
Powerlines Down Arcing/Burning	1	0	0	1	0	2	1	5
Psychiatric Emergency	0	1	1	0	0	0	1	3
Seizures	0	1	1	0	0	1	0	3
Service Call Non-emergency	1	0	3	2	0	0	3	9
Sick Call	0	1	3	0	5	3	2	14
Stroke	0	0	0	0	0	0	2	2
Traumatic Injury	0	0	0	1	0	1	1	3
Unconscious Party/Syncope	2	2	1	2	4	3	3	17
Unknown Medical Emergency	0	0	1	0	0	0	1	2
Vehicle Fire	1	0	0	0	0	0	0	1

Month	# of Incidents	Avg Resp Time
Jan 2023	37	3:49
Feb 2023	23	4:54
Mar 2023	28	5:35
*Apr 2023	28	4:56
May 2023	37	5:29
Jun 2023	35	6:00
Jul 2023	34	4:53

of Incidents



Avg Resp Time



* Note: Excludes cancelled calls beginning in April.




Village Fire Department
 901 Corbindale Rd
 Houston, TX, 77024
 Phone# (713) 468-7941 Fax# (713) 468-5039

July 2023 Summary - Piney Point


Call/Incident Type/Detail	Jan 2023	Feb 2023	Mar 2023	Apr 2023	May 2023	Jun 2023	Jul 2023	Total YTD
TOTAL	35	25	25	20	38	50	39	232
Animal Bite	1	0	0	0	0	0	0	1
Carbon Monoxide Detector No Symptoms	0	1	1	0	0	4	0	6
Cardiac/Respiratory Arrest	0	1	1	0	0	0	0	2
Check for the Smell of Natural Gas	3	0	0	0	0	0	0	3
Check for the Smell of Smoke	1	1	0	0	0	0	0	2
Chest Pain	1	1	1	0	0	0	1	4
Diabetic Emergency	0	0	0	1	1	0	0	2
Difficulty Breathing	2	0	0	1	1	3	1	8
Fall Victim	4	0	3	0	4	3	3	17
Fire Alarm Church or School	2	1	1	0	0	3	0	7
Fire Alarm Residence	9	7	7	10	12	21	19	85
Gas Leak	1	1	0	0	0	1	0	3
Grass Fire	0	0	0	0	1	1	0	2
Heart Problems	0	0	1	0	1	0	2	4
Hemorrhage/Laceration	1	0	0	0	0	1	1	3
House Fire	1	0	1	0	0	2	1	5
Injured Party	0	0	0	0	1	1	0	2
Medical Alarm	0	0	0	0	0	1	1	2
Motor Vehicle Collision	3	2	2	1	3	1	2	14
Object Down in Roadway	0	0	1	0	3	3	1	8
Overdose/Poisoning	0	1	0	0	1	0	0	2
Possible D.O.S.	0	0	0	0	1	1	0	2
Powerlines Down Arcing/Burning	0	0	0	1	0	0	0	1
Psychiatric Emergency	0	3	1	0	1	1	1	7
Seizures	1	1	0	1	0	0	1	4
Service Call Non-emergency	4	3	2	0	0	0	3	12
Sick Call	0	2	0	3	4	1	0	10
Stroke	0	0	0	0	0	1	0	1
Transformer Fire	0	0	1	1	0	0	1	3
Trash Fire	0	0	1	0	0	0	0	1
Unconscious Party/Syncope	1	0	0	0	3	1	1	6
Unknown Medical Emergency	0	0	1	0	1	0	0	2
Vehicle Fire	0	0	0	1	1	0	0	1

Month	# of Incidents	Avg Resp Time
Jan 2023	35	4:50
Feb 2023	25	4:21
Mar 2023	25	4:39
*Apr 2023	13	5:59
May 2023	30	5:32
Jun 2023	35	5:54
Jul 2023	26	4:58

of Incidents



Avg Resp Time



* Note: Excludes cancelled calls beginning in April.




Village Fire Department
 901 Corbindale Rd
 Houston, TX, 77024
 Phone# (713) 468-7941 Fax# (713) 468-5039

July 2023 Summary - Spring Valley


Call/Incident Type/Detail	Jan 2023	Feb 2023	Mar 2023	Apr 2023	May 2023	Jun 2023	Jul 2023	Total YTD
TOTAL	42	32	32	25	30	41	49	251
Adominal Pain	2	0	1	0	0	0	0	3
Allergic Reaction	1	0	1	0	0	0	0	1
Back Pain	0	1	1	0	0	0	0	2
Carbon Monoxide Detector No Symptoms	0	0	1	0	1	0	0	2
Cardiac/Respiratory Arrest	0	0	0	0	1	0	0	1
Check a Noxious Odor	0	0	1	0	0	0	0	1
Check for Fire	0	1	1	0	0	0	0	2
Check for the Smell of Natural Gas	1	1	0	1	0	0	0	3
Chest Pain	2	5	0	2	1	1	1	12
Child Locked in a Vehicle Engine and AC running	0	1	0	0	0	0	0	1
Difficulty Breathing	2	0	0	0	1	3	3	9
Drowning	0	0	0	0	0	0	1	1
Elevator Rescue	0	0	1	1	1	0	0	3
Fall Victim	0	1	3	1	1	3	2	11
Fire Alarm Business	2	2	0	1	3	2	1	11
Fire Alarm Church or School	2	1	0	0	0	4	0	7
Fire Alarm Residence	6	1	1	0	1	6	6	21
Gas Leak	0	1	1	0	0	1	0	3
Headache - Stroke symptoms not present	0	0	1	0	0	0	0	1
Heart Problems	4	1	2	0	2	1	3	13
Heat/Cold Exposure	0	0	0	0	0	1	0	1
Hemorrhage/Laceration	2	0	0	0	0	1	2	5
House Fire	0	0	0	0	0	0	1	1
Injured Party	0	0	1	1	0	0	2	4
Medical Alarm	1	0	1	1	2	0	1	6
Motor Vehicle Collision	3	3	3	9	9	3	10	40
Motor Vehicle Collision with Entrapment	0	1	0	0	0	0	3	4
Overdose/Poisoning	0	0	1	0	0	1	0	2
Possible D.O.S.	0	0	0	1	0	0	0	1
Powerlines Down Arcing/Burning	1	0	0	1	2	1	0	5
Pregnancy/ Childbirth	1	0	0	0	0	0	0	1
Psychiatric Emergency	0	0	1	0	0	0	1	2
Seizures	0	2	1	0	1	0	0	4
Service Call Non-emergency	1	0	0	0	0	1	2	4
Sick Call	6	4	6	1	2	6	7	32
Stroke	0	2	1	0	0	3	1	7
Transformer Fire	0	0	0	1	1	1	0	3
Trash Fire	1	0	0	0	0	0	0	1
Traumatic Injury	0	0	1	0	0	0	0	1
Unconscious Party/Syncope	1	3	1	2	1	1	1	10
Unknown Medical Emergency	3	1	0	0	0	1	0	5
Vehicle Fire	0	0	1	2	0	0	1	4

Month	# of Incidents	Avg Resp Time
Jan 2023	42	4:14
Feb 2023	32	4:25
Mar 2023	32	4:07
*Apr 2023	25	5:23
May 2023	28	4:52
Jun 2023	36	4:08
Jul 2023	46	4:20


of Incidents



Avg Resp Time



* Note: Excludes cancelled calls beginning in April.



AGENDA REQUEST
City of Bunker Hill Village
City Council

Agenda Date:	August 15, 2023
Agenda Item:	VI
Subject:	Proposed 2024 Budget
Exhibits:	Proposed 2024 Budget, Summary of Tax Rate Options with Presentation
Funding:	N/A
Presenter(s):	Gerardo Barrera, City Administrator Susan Grass, Finance Director

Executive Summary

Staff will present certified tax information on the proposed 2023 tax rate to support the proposed 2024 budget. This information is based on the certified tax roll provided by the Harris County Appraisal District and calculations from Spring Branch Independent School District, who serves as the City's Tax Assessor Collector.

As discussed in the budget workshop in June 2023, staff will present options for the 2023 tax rate. In addition, recommended changes during the budget workshop have been incorporated into the budget. document. The proposed 2024 budget is calculated using a \$0.270 property tax rate.

Section 102.005 of the Texas Local Government Code requires municipalities to file a proposed budget. This item confirms the filing of the proposed 2024 budget.

Public hearings on the 2024 budget and 2023 tax rate are scheduled for September 19, 2023.

Recommended Action

This item files the proposed 2024 budget.

City of
BUNKER HILL VILLAGE

**CITY COUNCIL MEETING
2024 BUDGET**



August 15, 2023

City of Bunker Hill Village Our Mission

“The Mayor, City Council and Staff of Bunker Hill Village are committed to governing with integrity and fiscal responsibility. We are dedicated to creating a sense of community, ensuring the safety and well-being of our citizens, and preserving our unique character and quality of life so that we can pass on a greater and more beautiful city to future generations.”



Purpose

File Proposed 2024 Budget
Review Changes from Budget Workshop

City of Bunker Hill Village Property Valuation

TAX YEAR	TAXABLE VALUE	ANNUAL INCREASE/DECREASE	% INCREASE	NEW VALUE
2023 Cert*	\$2,685,962,340	\$133,447,953	5.23%	\$33,172,222
2023 Prel *	\$2,699,195,542	\$146,681,155	5.75%	
2022	\$2,552,514,387	\$155,683,779	6.50%	\$29,540,181
2021	\$2,396,830,608	\$147,645,491	6.56%	\$35,615,907
2020	\$2,249,185,117	(\$4,350,737)	-0.19%	\$35,464,026
2019	\$2,253,535,854	\$47,682,002	2.16%	\$26,812,195
2018	\$2,205,853,852	\$15,515,094	0.71%	\$22,127,477
2017	\$2,190,338,758	\$79,095,926	3.75%	\$29,928,821
2016	\$2,111,242,832	\$149,882,993	7.64%	\$27,966,062
2015	\$1,961,359,839	\$227,930,061	13.15%	\$47,960,913
2014	\$1,733,429,778	\$209,905,021	13.78%	\$36,620,040

Review Proposed Changes to the Budget General Fund & Debt Service

- **Personnel Expenses – City Employees**
TMRS COLA – 50% Repeating COLA
- **General Fund Capital Projects -**
Decrease Memorial / Gessner Project in 2024
- **General Fund / Debt Service Fund –**
*Property Tax Revenues decrease by \$36,000
(\$31,057 decrease in General Fund and \$4,673
decrease in Debt Service Fund)*

Review Proposed Changes to the Budget Utility Fund

- **Personnel Expenses – City Employees**
TMRS COLA – 50% Repeating COLA

City of Bunker Hill Village Tax Rate Comparison

Adopted

2022 TAX RATE

DEBT SERVICE RATE: .040248
 GF/M& O RATE: .234752
TOTAL \$275000

Debt 15%
GF 85%

Proposed

2023 TAX RATE

DEBT SERVICE RATE: .035312
 GF/M& O RATE: .239688
TOTAL \$275000

Debt 13%
GF 87%

Manage General Fund Pay-as-you Go Capital
 Projects within O&M Tax Rate

City of Bunker Hill Village

2023 Tax Rate Options

CITY OF BUNKER HILL VILLAGE GENERAL FUND PROPOSED 2024 BUDGET			
	OPTION 1	OPTION 2	OPTION 3
Tax Rate	0.270000	0.273000	0.275000
Debt Service	0.035312	0.035312	0.035312
General Fund	0.234688	0.237688	0.239688
REVENUES			
PROPERTY TAX	6,345,631	6,472,980	6,479,929
SALES TAX	245,000	245,000	245,000
FRANCHISE FEES	282,200	282,200	282,200
FINES & FOREFEITURES	217,050	217,050	217,050
LICENSES AND PERMITS	550,250	550,250	550,250
MISC INCOME	42,416	42,416	42,416
INTERGOVERNMENTAL	676,001	676,001	676,001
INTEREST INCOME	450,000	450,000	450,000
TOTAL REVENUE	8,808,548	8,935,897	8,942,846
EXPENDITURES			
PUBLIC SAFETY	4,296,586	4,296,586	4,296,586
PERSONNEL	645,450	645,450	645,450
COMMODITIES	117,600	117,600	117,600
MAINTENANCE	15,790	15,790	15,790
CONTRACT SERVICES	427,000	427,000	427,000
SUPPORT SERVICES	318,800	318,800	318,800
TOTAL OPERATING EXPENDITURES	5,821,226	5,821,226	5,821,226
OPERATING INCOME/(LOSS)			
CAPITAL OUTLAY	218,743	218,743	218,743
TRANSFERS (OUT) - CARES	676,001	676,001	676,001
TRANSFERS (OUT) - CIP	2,540,000	2,540,000	2,540,000
CHANGE IN FUND BALANCE	(447,422)	(320,074)	(319,125)
BEGINNING FUND BALANCE	4,210,725	4,210,725	4,210,725
ENDING FUND BALANCE	3,763,303	3,890,651	3,897,600
RESERVE FOR:			
VEHICLE REPLACEMENT	45,326	45,326	45,326
BUILDING RESERVE	181,630	181,630	181,630
POLICE RESERVE	229,536	229,536	229,536
EMERGENCY RESERVE	334,034	334,034	334,034
6 MONTHS OPERATING RESERVE	2,910,613	2,910,613	2,910,613
TOTAL RESERVES	3,701,139	3,701,139	3,701,139
OVER/(UNDER) POLICY	62,164	189,512	196,461

City of Bunker Hill Village

Truth-In-Taxation

Tax Rates based on Certified Roll	Tax Rate
No New Revenue Tax Rate	.271726
Voter Approved Tax Rate	.283412
De Minimis Tax Rate	.285873
Proposed Tax Rate	.27500

The tax rate being considered for the 2024 budget is .270000 and is below the NNR Tax Rate and below the Voter Approved Tax Rate. To adopt over the No New Revenue Tax Rate requires Council to have over 60% vote.

City of Bunker Hill Village Tax Bill Comparison

Ten Year Historical Certified and Tax Rate Allocation \$XX Per \$100 of Valuation										
TAX YEAR	CERTIFIED TAXABLE VALUES	M & O			DEBT			TOTAL		
		GF Rate	Revenue	Debt Rate	Revenue	Debt Rate	Revenue	Total Rate	Revenue	% Increase
2023	2,685,962,340	0.23969	6,437,929	0.03531	948,467	0.275000	7,386,396			5.23%
2022	2,552,514,381	0.23475	5,992,079	0.04025	1,027,336	0.275000	7,019,415			6.50%
2021	2,396,830,608	0.22734	5,448,907	0.04766	1,142,377	0.275000	6,591,284			5.79%
2020	2,249,185,117	0.23125	5,201,308	0.04575	1,028,935	0.277000	6,230,243			-0.2%
2019	2,253,535,854	0.23000	5,183,132	0.04700	1,059,162	0.277000	6,242,294			2.16%
2018	2,205,853,852	0.22495	4,962,068	0.05205	1,148,147	0.277000	6,110,215			0.71%
2017	2,190,338,758	0.19911	4,361,184	0.07789	1,706,055	0.277000	6,067,238			3.75%
2016	2,111,242,832	0.196114	4,140,443	0.080886	1,707,719	0.277000	5,848,162			7.31%
2015	1,961,359,839	0.191076	3,747,688	0.086779	1,702,048	0.277855	5,449,736			11.15%
2014	1,733,429,778	0.185107	3,208,700	0.097748	1,694,393	0.282855	4,903,093			8.05%

File the Proposed 2024 Budget

*Publish for Public Information & Comment
per State Tax Law
Set Public Hearing*

Next Steps

August 15, 2023


5:00 p.m. Regular City Council Meeting
File Budget

August 23, 2023

8:00 a.m.
Publish Tax Rate Information on Website
(Pursuant to SB 2)
Publish Budget on Website
Publish Public Hearing in Paper

September 19, 2023

5:00 p.m. Public Hearing
Regular City Council Meeting
Set Tax Rate; Adopt Budget



AGENDA REQUEST
City of Bunker Hill Village
City Council

Agenda Date:	August 15, 2023
Agenda Item:	VII
Subject:	Mayor's Report
Exhibits:	Villages Independence Day Parade Memo
Funding:	N/A
Presenter(s):	Mayor Robert P. Lord

Executive Summary

The Mayor's Report will include the following:

- A. Report on Activities and Upcoming Events
- Villages Independence Day Parade
 - Proposed Public Works and Disaster Operations Building Open House
 - Proposed Fall Event for Bunker Hill Village – Family Movie Night

Recommended Action

Staff recommends City Council receive the Mayor's Report and provide additional feedback or direction.

City of

BUNKER HILL VILLAGE

WWW.BUNKERHILLTX.GOV

To: City of Bunker Hill Village Mayor & City Council

From: Mallory Pack, Management Analyst

Subject: 2023 Villages Independence Day Parade

Date: July 24, 2023

The purpose of this memo is to provide a review of the 2023 Memorial Villages Independence Day Parade and recommendations to support a robust return of the highly celebrated Village Independence Festival.

Background

The Villages Independence Festival (VIF), founded in 1992 by Bunker Hill Village Councilmember Susan Schwartz and family, is a free, family-friendly event immediately following the Memorial Villages Independence Day Parade. The VIF committee – comprised of volunteer residents across the Villages – is responsible for festival planning and coordination. The festival has a tradition of promoting community engagement that adds special meaning to the holiday.

VIF was paused in 2020 due to the COVID-19 pandemic, however the parade continued and was hosted by Hunters Creek Village from 2020-2022 and by Bunker Hill Village in 2023. VIF hosting responsibilities are traditionally rotated annually among the Villages.

2023 Parade

The 2023 Memorial Villages Independence Day Parade was a great success. The parade featured several runners, cyclists, and 23 float/ vehicle entries. Per the Chief's Weekly Report dated July 7, 2023, Chief Schultz noted this year's attendance was a shift to return to pre-pandemic attendance.


There is significant interest from residents to renew VIF in 2024. Additionally, community partners (H-E-B, Spring Branch Rotary Club, and Ecclesia Church) have expressed interest in participating in the parade and, if applicable, volunteering for the festival.

2024 Staff Recommendations

The following is recommended to support initial considerations for a return of VIF in 2024:

- Village Mayors meet to discuss City interests and renewal feasibility. Direct respective City staff to explore resident interest (i.e., advertise in newsletter, website) and participation.
 - Create an outreach campaign to determine interest in serving on VIF committee. The success of the festival depends significantly on volunteers. Consider contacting residents who participated in the 2023 parade.
- The next designated host City shall organize and serve as VIF committee liaison.





AGENDA REQUEST
City of Bunker Hill Village
City Council

Agenda Date:	August 15, 2023
Agenda Item:	VIII
Subject:	City Administrator's Report
Exhibits:	Proposed Ordinance No. 23-XXX – Synthetic Turf
Funding:	N/A
Presenter(s):	Gerardo Barrera, City Administrator

Executive Summary

The City Administrator's Report will include the following:

- A. Report on Activities and Upcoming Events

At the April 2023 meeting, staff reported that the City had received various inquiries regarding synthetic turf, which is not regulated by ordinance. Council directed the item to the Planning and Zoning Commission for further discussion and recommendation.

Council held a public hearing and received recommendations from the Planning and Zoning Commission to amend the City's Zoning Ordinance regarding synthetic turf at the June 2023 meeting. No public comments were received. The Commission recommended the following:

- Turf is to be considered a permeable surface so long as it is inspected by the City at the time of installation and meets the criteria and installation requirements established by the City and/ or manufacturer.
- Permeable surfaces continue to be limited in lot coverage requirements: Impermeable surfaces are limited to 45%; Impermeable and permeable surfaces limited to 55% of total lot coverage.
- Turf is prohibited in the front yard.

Council discussion included the definition of permeability and concerns regarding lot coverage limitations. The motion failed 3-2.

This item is for review, discussion, and direction purposes only.

Recommended Action

Staff recommends City Council receive the City Administrator's Report.

ORDINANCE NO. 23-XXX

AN ORDINANCE AMENDING APPENDIX "A", ZONING, OF THE CODE OF ORDINANCES OF THE CITY OF BUNKER HILL VILLAGE, TEXAS BY AMENDING SECTION 2.01, GENERAL, OF ARTICLE II, DEFINITIONS, TO AMEND THE DEFENITION OF *PERMEABLE*; BY AMENDING SECTION 5.04, AREA REGULATIONS, SIZE OF LOT, OF ARTICLE V, DISTRICT A REGULATIONS, AND SECTION 6.04, AREA REGULATIONS, SIZE OF LOT, OF ARTICLE VI, DISTRICT B REGULATIONS, OF APPENDIX A, ZONING, TO ADD THAT SYNTHETIC TURF SHALL BE CONSIDERED A PERMEABLE SURFACE AND SHALL BE PROHIBITED IN THE FRONT YARD; PROVIDING FOR SEVERABILITY; AND PROVIDING A PENALTY IN AN AMOUNT NOT TO EXCEED \$2,000.00 PER DAY WITH EACH DAY CONSTITUTING A NEW VIOLATION

* * * * *

WHEREAS, the City Council of the City of Bunker Hill Village, Texas desires to regulate the installation of synthetic turf as set forth in this Ordinance; and

WHEREAS, the City Council of the City finds that the regulations contained herein are in the best interest of the health, safety and welfare of the public; and

WHEREAS, the Zoning Commission of the City, following notice and hearing as required by law, has recommended that the City Council adopt the amendments to the zoning regulations contained herein as shown in the final report of said Commission; and

WHEREAS, the City Council, following notice and hearing as required by law, concurs with the recommendation of the Zoning Commission that such amendments be approved; now, therefore:

BE IT ORDAINED BY THE CITY COUNCIL OF THE CITY OF BUNKER HILL VILLAGE, TEXAS, THAT:

Section 1. The facts and matters set forth in the preamble of this Ordinance are hereby found to be true and correct.

Section 2. The Code of Ordinances of the City of Bunker Hill Village, Texas is hereby amended by amending Section 2.01, General, of Article II, Definitions, to amend the definition of *permeable*, with the new definition to read as follows:

“*Permeable* shall mean a surface structure which allows liquids to pass through. For the purposes hereof, permeable surfaces, such as pavers or artificial turf, shall be constructed in accordance with the city's specifications ~~for permeable surfaces~~ or the manufacturer’s specifications for permeable surfaces. Notwithstanding the foregoing, the actual water surface area of swimming pools shall be calculated as permeable area.”

Section 3. Section 5.04, area regulations, size of lot, Article V, District A Regulations, of Appendix A, Zoning, of the Code of ordinances is hereby amended to add the language underscored below, with the new Section 5.04 to read as follows:

“§ 5.04. - Area regulations, size of lot.

The following area regulations shall apply to all lots and building areas.

A. *Lot area.* No building shall be erected, constructed, or placed on a lot having less than twenty thousand (20,000) square feet in area.

B. *Impermeable building area calculation.* The impermeable building area shall not exceed forty-five (45) percent of the area of the lot. For the purposes hereof, impermeable building area shall include portions of a lot which are covered with buildings or structures including, but not limited to, building foundations, driveways, sidewalks, walkways, sundecks, patios, or tennis courts, and other impervious surfaces. Notwithstanding the foregoing, the actual water surface area of swimming pools shall be considered a permeable surface. Artificial turf shall be considered a permeable surface so long as it is inspected by the City at the time of installation and meets the criteria established by the City or that of the manufacturer. Artificial turf shall not be permitted in the required front yard.

C. *Maximum lot coverage calculation.* The maximum lot coverage calculation shall not exceed fifty-five percent (55) of the area of the lot. This shall include both impermeable and permeable surfaces.

D. *Lot depth.* The average depth of a lot shall be at least one hundred forty (140) feet.

E. *Lot width, standard lot.* The width of a standard lot at the front property line, the width of that portion of the front property which must abut the front street line, and the average width of the lot shall be at least one hundred ten (110) feet each.

F. *Lot width, cul-de-sac lot.* A cul-de-sac lot shall abut a portion of the front street line which forms the bulb or arc of the cul-de-sac. The lot frontage along the front property line shall be at least forty (40) feet measured along the property line; and the width of the lot at the front setback line shall be at least one hundred ten (110) feet measured on a straight line tangent to the front setback line.

G. In the event of a reconstruction of an existing structure (50% or more) as an "In Kind/Same Kind" as defined in the City's subdivision ordinance, meaning that there is no modification to the existing footprint or exterior structural components, the foregoing regulations relating to lot coverage shall not prohibit the reconstruction of a single-family dwelling, provided that the construction is in compliance with all other provisions of the City's zoning ordinance."

Section 4. The Code of Ordinances is further amended by amending Section 6.04, area regulations, size of lot, Article V, District B Regulations, of Appendix A, Zoning, to add the language underscored below, the new Section 6.04 to read as follows:

“§ 6.04. - Area regulations, size of lot.

The following area regulations shall apply to all lots and building areas.

A. *Lot area.* No building shall be erected, constructed, or placed on a lot having less than ten thousand (10,000) square feet in area.

B. *Impermeable building area calculation.* The impermeable building area shall not exceed forty-five (45) percent of the area of the lot. For the purposes hereof, impermeable building area shall include portions of a lot which are covered with buildings or structures including, but not limited to, building foundations, driveways, sidewalks, walkways, sun decks, patios, or tennis courts, and other impervious surfaces. Notwithstanding the foregoing, the actual water surface area of swimming pools shall be considered a permeable surface. Artificial turf shall be considered a permeable surface so long as it is inspected by the City at the time of installation and meets the criteria established by the City or that of the manufacturer. Artificial turf shall not be permitted in the required front yard.

C. *Maximum lot coverage calculation.* The maximum lot coverage calculation shall not exceed fifty-five (55) percent of the area of the lot. This shall include both impermeable and permeable surfaces.

D. *Lot depth.* The average depth of a lot shall be at least one hundred ten (110) feet.

E. *Lot width, standard lot.* The width of a standard lot at the front property line, the width of that portion of the front property which must abut the front street line, and the average width of the lot shall be at least eighty (80) feet each.

F. *Lot width, cul-de-sac lot.* A cul-de-sac lot shall abut a portion of the front street line which forms the bulb or arc of the cul-de-sac. The lot frontage along the front property line shall be at least forty (40) feet measured along the property line; and the width of the lot at the front setback line shall be at least eighty (80) feet measured on a straight line tangent to the front setback line.

G. In the event of a reconstruction of an existing structure (50% or more) as an "In Kind/Same Kind" as defined in the City's subdivision ordinance, meaning that there is no modification to the existing footprint or exterior structural components, the foregoing regulations relating to lot coverage shall not prohibit the reconstruction of a single-family dwelling, provided that the construction is in compliance with all other provisions of the City's zoning ordinance."

Section 5. Any person, corporation, or entity who or which shall intentionally, knowingly, recklessly, or with criminal negligence violate any provision of this Ordinance shall be deemed guilty of a misdemeanor and, upon conviction, shall be fined in an amount not to exceed \$2,000.00. Each day in which any violation shall occur, or each occurrence of any violation, shall constitute a separate offense.

Section 6. In the event any clause, phrase, provision, sentence, or part of this Ordinance or the application of the same to any person or circumstance shall for any reason be adjudged invalid or held unconstitutional by a court of competent jurisdiction, it shall not affect, impair, or invalidate this Ordinance as a whole or any part or provision hereof other than the part declared to be invalid or unconstitutional; and the City Council of the City of Bunker Hill Village, Texas, declares that it would


have passed each and every part of the same notwithstanding the omission of any such part thus declared to be invalid or unconstitutional, whether there be one or more parts.

PASSED, APPROVED AND ORDAINED, this the XXX day of XXXX.

Robert P. Lord, Mayor

ATTEST

Gerardo Barrera, City Administrator/ Acting City Secretary



AGENDA REQUEST
City of Bunker Hill Village
City Council

Agenda Date: August 15, 2023

Agenda Item: IX

Subject: Audit

Exhibits: Resolution No. 08-15-2023
Engagement Letter dated August 26, 2022
Addendum to Engagement Letter executed November 15, 2022

Funding: N/A

Presenter(s): Susan Grass, Finance Director

Executive Summary

At the September 2022 meeting, Council approved an engagement letter with Belt Harris Pechacek, LLLP for audit services for fiscal year 2022, with the option to renew annually for fiscal years 2023 and 2024.

The estimated fee for audit services is \$29,395.00. This is a 2% decrease from the 2022 fiscal year audit fees.

The fees for the audit are included below:

Financial Statement Audit	2022	2023	Increase/ (Decrease)
	\$21,395	\$22,895	7%

Annual Comprehensive Financial Report (ACFR)	2022	2023	Increase/ (Decrease)
	\$8,500	\$6,500	(-5%)

Staff was pleased with the audit services provided for the fiscal year 2022 by Belt Harris Pechacek, LLLP and recommend Council approve the second-year renewal option for fiscal year 2023 audit services.

Recommended Action

Staff recommends City Council approve Resolution No. 08-15-2023 to renew the engagement letter with Belt Harris Pechacek, LLLP for fiscal year 2023 audit services.

RESOLUTION NO. 08-15-2023

A RESOLUTION OF THE CITY COUNCIL OF THE CITY OF BUNKER HILL VILLAGE, TEXAS, APPROVING THE TERMS AND CONDITIONS OF AN ENGAGEMENT LETTER FOR AUDIT SERVICES BY AND BETWEEN THE CITY OF BUNKER HILL VILLAGE, TEXAS AND BELT HARRIS PECHACKE, LLLP FOR FISCAL YEAR 2023; PROVIDING FOR THE INCORPORATION OF PREAMBLE; AUTHORIZING THE MAYOR TO EXECUTE ANY AND ALL DOCUMENTS NECESSARY TO EFFECTUATE SUCH AGREEMENT; AND PROVIDING AN EFFECTIVE DATE.

* * * * *

BE IT RESOLVED BY THE CITY COUNCIL OF THE CITY OF BUNKER HILL VILLAGE, TEXAS:

WHEREAS, the City Council has been presented an Engagement Letter for audit services by and between the City of Bunker Hill Village, Texas and Belt Harris Pechacek LLLP for Fiscal Year 2023 (hereinafter called "Engagement Letter"), a copy of which is attached hereto as Exhibit "A" and incorporated herein by reference; and

WHEREAS, upon full review and consideration of the Engagement Letter and all matters attendant and related thereto, the City Council is of the opinion that terms and conditions should be approved, and that the Mayor should be authorized to execute the Engagement Letter and any and all documents necessary to effectuate such Engagement Letter on behalf of the City of Bunker Hill Village.

NOW THEREFORE, BE IT RESOLVED BY THE CITY COUNCIL OF THE CITY OF BUNKER HILL VILLAGE, TEXAS, THAT:

Section 1. The facts and matters set forth in the preamble of this Resolution are hereby found to be true and correct and are incorporated herein and made a part hereof for all purposes.

Section 2. The terms and conditions of the Engagement Letter, having been reviewed by the City Council and found to be acceptable and in the best interests of the City of Bunker Hill Village and its citizens, are hereby approved.

Section 3. The Mayor is hereby authorized to execute the Engagement Letter and empowered, for and on behalf of the City, to take all such actions and to execute, verify, acknowledge, certify to, file and deliver all such instruments and documents required in the Engagement Letter as shall in the judgment of the Mayor be appropriate in order to effect the purposes of the foregoing resolution and Engagement Letter.

Section 4. This Resolution shall become effective immediately upon its passage.

PASSED, APPROVED, AND RESOLVED this 15th day of August, 2023.

Robert P. Lord, Mayor

ATTEST:

Gerardo Barrera, City Administrator/ Acting City Secretary



Engagement Letter

August 26, 2022

The Honorable Robert P. Lord, Mayor
City of Bunker Hill Village
11977 Memorial Drive
Houston, Texas 77024-6231

We are pleased to confirm our understanding of the services we are to provide for the City of Bunker Hill Village (the "City") for the year ended December 31, 2022, with the option to renew annually for fiscal years 2023 and 2024.

Audit Services

We will audit the financial statements of the governmental activities, the business-type activities, each major fund, the aggregate fund, and the disclosures, including the related notes to the financial statements, which collectively comprise the basic financial statements of the City as of and for the year ended December 31, 2022, with the option to renew annually for fiscal years 2023 and 2024.

Accounting standards generally accepted in the United States of America (GAAS) provide for certain Required Supplementary Information (RSI), such as Management's Discussion and Analysis (MD&A), to supplement the City's basic financial statements. Such information, although not a part of the basic financial statements, is required by the Governmental Accounting Standards Board who considers it to be an essential part of financial reporting for placing the basic financial statements in an appropriate operational, economic, or historical context. As part of our engagement, we will apply certain limited procedures to the City's RSI in accordance with GAAS. These limited procedures will consist of inquiries of management regarding the methods of preparing the information and comparing the information for consistency with management's responses to our inquiries, the basic financial statements, and other knowledge we obtained during our audit of the basic financial statements. We will not express an opinion or provide any assurance on the information because the limited procedures do not provide us with sufficient evidence to express an opinion or provide any assurance. The following RSI is required by U.S. generally accepted accounting principles (GAAP) and will be subjected to certain limited procedures, but will not be audited:

1. Management's Discussion and Analysis
2. Budgetary Comparison Schedule(s)
3. Pension Schedule(s) as applicable
4. OPEB Schedule(s) as applicable

We have also been engaged to report on supplementary information other than RSI that accompanies the City's financial statements. We will subject the following supplementary information to the auditing procedures applied in our audit of the financial statements and certain additional procedures, including comparing and reconciling such information directly to the underlying accounting and other records used to prepare the financial statements or to the financial statements themselves, and other additional procedures in accordance with GAAS, and we will provide an opinion on it in relation to the financial statements as a whole in a report combined with our auditors' report on the financial statements:

1. Combining Statement(s) and Schedule(s)
2. Budgetary Comparison Schedule(s)

The objectives of our audit are to obtain reasonable assurance as to whether the financial statements as a whole are free from material misstatement, whether due to fraud or error; issue an auditors' report that includes our opinion about whether your financial statements are fairly presented, in all material respects, in conformity with GAAP; and report on the fairness of the supplementary information referred to in the second paragraph when considered in relation to the financial statements as a whole. Reasonable assurance is a high level of assurance but is not absolute assurance and, therefore, is not a guarantee that an audit conducted in accordance with GAAS will always detect a material misstatement when it exists. Misstatements, including omissions, can arise from fraud or error and are considered material if there is a substantial likelihood that, individually or in the aggregate, they would influence the judgment of a reasonable user made based on the financial statements.

Our audit will be conducted in accordance with auditing standards generally accepted in the United States of America and will include tests of the accounting records and other procedures we consider necessary to enable us to express such opinions.

Auditors' Responsibilities for the Audit of the Financial Statements

We will conduct our audit in accordance with GAAS and will include tests of your accounting records and other procedures we consider necessary to enable us to express such opinions. As part of an audit in accordance with GAAS, we exercise professional judgment and maintain professional skepticism throughout the audit.

We will evaluate the appropriateness of accounting policies used and the reasonableness of significant accounting estimates made by management. We will also evaluate the overall presentation of the financial statements, including the disclosures, and determine whether the financial statements represent the underlying transactions and events in a manner that achieves fair presentation. We will plan and perform the audit to obtain reasonable assurance about whether the financial statements are free of material misstatement, whether from (1) errors, (2) fraudulent financial reporting, (3) misappropriation of assets, or (4) violations of laws or governmental regulations that are attributable to the government or to acts by management or employees acting on behalf of the government.

Because of the inherent limitations of an audit, combined with the inherent limitations of internal control, and because we will not perform a detailed examination of all transactions, there is an avoidable risk that some material misstatements may not be detected by us, even though the audit is properly planned and performed in accordance with GAAS. In addition, an audit is not designed to detect immaterial misstatements, or violations of laws or governmental regulations that do not have a direct and material effect on the financial statements. However, we will inform the appropriate level of management of any material errors, fraudulent financial reporting, or misappropriation of assets that come to our attention. We will also inform the appropriate level of management of any violations of laws or governmental regulations that come to our attention, unless clearly inconsequential. Our responsibility as auditors is limited to the period covered by our audit and does not extend to any later periods for which we are not engaged as auditors.

We will also conclude, based on the audit evidence obtained, whether there are conditions or events, considered in the aggregate, that raise substantial doubt about the government's ability to continue as a going concern for a reasonable period of time.

Our procedures will include tests of documentary evidence supporting the transactions recorded in the accounts, and may include tests of the physical existence of inventories, and direct confirmation of receivables and certain assets and liabilities by correspondence with selected creditors, and financial institutions. We will request written representations from your attorneys as part of the engagement, and they may bill you for responding to this inquiry.

Audit Procedures-Internal Control

We will obtain an understanding of the government and its environment, including internal control relevant to the audit, sufficient to identify and assess the risks of material misstatement of the financial statements, whether due to error or fraud, and to design and perform audit procedures responsive to those risks and obtain evidence that is sufficient and appropriate to provide a basis for our opinions.

The risk of not detecting a material misstatement resulting from fraud is higher than for one resulting from error, as fraud may involve collusion, forgery, intentional omissions, misrepresentation, or the override of internal control. An audit is not designed to provide assurance on internal control or to identify deficiencies in internal control. Accordingly, we will express no such opinion. However, during the audit, we will communicate to management and those charged with governance internal control related matters that are required to be communicated under AICPA professional standards.

Audit Procedures-Compliance

As part of obtaining reasonable assurance about whether the financial statements are free of material misstatement, we will perform tests of the City's compliance with the provisions of applicable laws, regulations, contracts, and agreements. However, the objective of our audit will not be to provide an opinion on overall compliance and we will not express such an opinion.

Other Services

We will also assist in preparing the financial statements of the City in conformity with GAAP based on information provided by you.

We will perform the services in accordance with applicable professional standards. The other services are limited to the financial statements services previously defined. We, in our sole professional judgment, reserve the right to refuse to perform any procedure or take any action that could be construed as assuming management responsibilities.

Nonaudit Services

In connection with the engagement, we will perform services unrelated to our attest function. The additional services we will provide include:

1. **Preparation of Documents**
We will assist in preparing the financial statements and related notes of the City in conformity with GAAP based on information provided by the City.
2. **Advisory Services**
We will provide routine advisory services through phone calls, conferences, or otherwise, in connection with incidental matters arising during the year. We encourage open lines of communication throughout the year as part of our services.
3. **Correspondence**
We will handle all normal correspondence from grantor, regulatory, or oversight agencies related to the audit.
4. **Professional Proofing**
To ensure documents issued in connection with the audit engagement are professional in appearance, we will submit both client-prepared information, as well as documents created entirely by the auditor, to an independent professional proofreader for a cover-to-cover inspection. This review will include consistent formatting, grammar, logic, and any other items that may detract from the document. This process is over and above technical reviews performed.
5. **Printing and Binding**
All final hard copy documents will be printed on a 1200 dpi or better resolution copier and bright white report paper. Reports will be bound with GBC-brand plastic combs with 30 mil oversized covers. We will manually inspect each page from one document and spot check remaining reports for printing errors. Our reports will be centered, properly aligned, and free of smudges and other detracting elements.
6. **Electronic Adobe Searchable PDF**
In addition to providing hard copy documents, we will also provide all final documents in electronic image files in Adobe PDF format, suitable for posting in electronic agenda packages, posting on websites, or transmitting by email to regulatory agencies.

7. Client Portal - Auditbox

We will provide the City access to our proprietary AuditBox online site to provide a central repository where both the City's personnel and audit team members can see documents being exchanged during the process to eliminate duplicate requests from audit team members. Both the City's documents, as well as final audit documents, will be hosted on the site providing an archive of information that new personnel may access in subsequent years, if information is needed regarding what was provided for a prior year audit or a copy of audit documents issued.

Responsibilities of Management for the Financial Statements

Our audit will be conducted on the basis that you acknowledge and understand your responsibility for designing, implementing, and maintaining effective internal controls, relevant to the preparation and fair presentation of financial statements that are free from material misstatement, whether due to fraud or error, including monitoring ongoing activities; for the selection and application of accounting principles; and for the preparation and fair presentation of the financial statements in conformity with GAAP.

Management is also responsible for making drafts of financial statements, all financial records and related information available to us and for the accuracy and completeness of that information (including information from outside of the general and subsidiary ledgers). You are also responsible for providing us with (1) access to all information of which you are aware that is relevant to the preparation and fair presentation of the financial statements, such as records, documentation, identification of all related parties and all related-party relationships and transactions, and other matters; (2) additional information that we may request for the purpose of the audit, and (3) unrestricted access to persons within the government from whom we determine it necessary to obtain audit evidence. At the conclusion of our audit, we will require certain written representations from you about the financial statements and related matters.

Your responsibilities include adjusting the financial statements to correct material misstatements and confirming to us in the management representation letter that the effects of any uncorrected misstatements aggregated by us during the current engagement and pertaining to the latest period presented are immaterial, both individually and in the aggregate, to the financial statements of each opinion unit taken as a whole.

You are responsible for the design and implementation of programs and controls to prevent and detect fraud, and for informing us about all known or suspected fraud affecting the government involving (1) management, (2) employees who have significant roles in internal control, and (3) others where the fraud could have a material effect on the financial statements. Your responsibilities include informing us of your knowledge of any allegations of fraud or suspected fraud affecting the government received in communications from employees, former employees, grantors, regulators, or others. In addition, you are responsible for identifying and ensuring that the government complies with applicable laws and regulations.

You are responsible for the preparation of the supplementary information, on which we have been engaged to report, in conformity with GAAP. You agree to include our report on the supplementary information in any document that contains, and indicates that we have reported on, the supplementary information. You also agree to include the audited financial statements with any presentation of the supplementary information that includes our report thereon. Your responsibilities include acknowledging to us in the representation letter that (1) you are responsible for presentation of the supplementary information in accordance with GAAP; (2) you believe the supplementary information, including its form and content, is fairly presented in accordance with GAAP; (3) the methods of measurement or presentation have not changed from those used in the prior period (or, if they have changed, the reasons for such changes); and (4) you have disclosed to us any significant assumptions or interpretations underlying the measurement or presentation of the supplementary information.

You agree to assume all management responsibilities for financial statements preparation services and any other nonattest services we provide; oversee the services by designating an individual, preferably from senior management, with suitable skill, knowledge, or experience; evaluate the adequacy and results of the services; and accept responsibility for them.

Engagement Administration, Fees, and Other

We understand that your employees will prepare all cash, accounts receivable, or other confirmations we request and will locate any documents selected by us for testing.

Fees for our services are based on the actual time spent at our standard hourly rates, plus travel and other out-of-pocket costs such as report production, word processing, postage, etc. Our standard hourly rates vary according to the degree of responsibility involved and the experience level of the personnel assigned to your audit. Items that likely will increase the fee estimate include:

1. Assistance with addressing matters that were designated as management responsibility, which include closing schedules and closing entries.
2. Submission of audit data within 60 days of a client requested completion date or filing deadline, requiring overtime hours to meet the deadline.
3. Changes to accounting pronouncements, professional standards, laws, and regulations not known to us as of the date of this letter that have a significant impact on time requirements.
4. Changes in the operations and significant matters that materially change the audit scope such as evaluation of the impact of joint ventures, debt issuance/refunding/advance extinguishment, forbearance agreements, notice of material events, enforcement actions, required corrective actions, self-insurance, environmental liabilities, going concern, and/or other postemployment benefits.
5. Significant increases in State or Federal funding requiring State and/or Federal Single Audits and/or increases to the number of grants classified as major programs by the Office of Management and Budget (OMB) or state requirements.
6. Follow up on allegations or discovery of a) noncompliance with laws, regulations, and policies; b) fraud, waste, and abuse; c) significant deficiencies in internal control; d) nepotism; and e) related party transactions.

As customary in the industry, the price quoted is an estimate. In accordance with rules of the State Board of Public Accountancy, we cannot be bound to provide the audit for the amount estimated. However, in practice, we honor our fee quotes unless adverse conditions such as those described above are encountered.

Fee Estimates

	<u>2022</u>	<u>2023</u>	<u>2024</u>
Financial Statement Audit	\$ 21,395	\$ 22,895	\$ 24,500

GASB Statement 87

Governmental Accounting Standards Board Statement 87, *Leases* ("GASB 87") takes effect this year. GASB 87 essentially requires that all leases that finance the right to use an underlying asset should be reported on the balance sheet for both the lessor and lessee. Unlike other accounting standards changes, GASB 87 will require management to evaluate the impact, plan for the impact, and make necessary changes in business processes. Implementation of GASB 87 will generally require centralized lease document management; in-depth review of lease documents; recording and tracking of multiple data points per lease, which may necessitate new software based on the volume of leases; and development of new controls, reconciliations, and policies and procedures. Management needs to begin making initial assessments immediately to determine the lead time and resources needed. Management needs to identify all leases as both the lessor (leasing to someone-landlord-receivable) and lessee (leasing from someone-tenant-payable) in which the term initially exceeded 12 months. Based on the aggregate value of leases and materiality, management should determine a cutoff for exclusion of insignificant leases. Management should establish the goal of being fully implemented at the earlier of interim audit procedures or 60 days prior to year end to provide for a sufficient buffer to safeguard against delay in issuing the financial statements. If management is not prepared by the regularly scheduled start date for the audit, the options will be to receive a modified audit opinion, for us to withdraw from the engagement, or to reschedule the engagement to the end of the government audit season, April 2023. The number of leases that an organization has will likely be grossly underestimated and the time requirement to assemble and evaluate documents understated. Accordingly, **it is imperative to begin the GASB 87 lease process early to avoid negative impact.**

Our fee estimate does not include any additional time to prepare required data and disclosures or to perform audit procedures as the number and types of leases varies significantly by organization. Time associated with GASB 87 will be tracked and billed separately. It is imperative that the GASB 87 work be fully completed prior to the interim audit, which typically occurs during the summer.

Non-Single Audit Engagement

A federal single audit is required by the OMB's Uniform Guidance when federal funds over \$750,000 are expended. Federal single audit fees vary based on the number of major programs as defined by OMB. The additional technical verbiage that is necessary when a federal single audit is required is not included within this engagement letter, nor does the proposed engagement fee include additional fees related to a federal single audit.

A state single audit is required when grant funds that originated from the State of Texas (this does not include federal monies passed through the State) over \$750,000 are expended. State single audit fees vary based on the number of major programs as defined by the *State of Texas Single Audit Circular*. The additional technical verbiage that is necessary when a state single audit is required is not included within this engagement letter, nor does the proposed engagement fee include additional fees related to a state single audit.

Should you exceed the federal and/or state single audit thresholds, a new engagement letter will be required.

Billing Protocol

Our invoices for these fees will be rendered each month as work progresses and are payable on presentation. Generally, 40 percent will be billed and payable upon completion of interim audit procedures (normally one to four months before year end) and 60 percent after a draft of the financial statements is issued. Accordingly, the fee will be split 40/60 between budget years. In accordance with our firm policies, work may be suspended if your account becomes 30 days or more overdue and may not be resumed until your account is paid in full. If we elect to terminate our services for nonpayment, our engagement will be deemed to have been completed upon written notification of termination, even if we have not completed our report. You will be obligated to compensate us for all time expended and to reimburse us for all out-of-pocket costs through the date of termination. The above fee is based on anticipated cooperation from your personnel and the assumption that unexpected circumstances will not be encountered during the audit. If significant additional time is necessary, we will discuss it with you and arrive at a new fee estimate before we incur the additional costs.

Reporting

We will issue a written report upon completion of our audit of the City's financial statements. Our report will be addressed to those charged with governance of the City. Circumstances may arise in which our report may differ from its expected form and content based on the results of the audit. Depending on the nature of these circumstances, it may be necessary for us to modify our opinions or add an emphasis of matter or other matter paragraph to our auditors' report or, if necessary, withdraw from this engagement. If our opinions are other than unmodified, we will discuss the reasons with you in advance. If, for any reason, we are unable to complete the audit or are unable to form or have not formed opinions, we may decline to express opinions or withdraw from the engagement.

Foreign Terrorists Organizations

Pursuant to Chapter 2252, Texas Government Code, we represent and certify that, at the time of execution of this letter, neither we nor any wholly owned subsidiary, majority-owned subsidiary, parent company, or affiliate of the same (i) engages in business with Iran, Sudan, or any foreign terrorist organization as described in Chapters 806 or 807 of the Texas Government Code or Subchapter F of Chapter 2252 of the Texas Government Code or (ii) is a company listed by the Texas Comptroller of Public Accounts under Sections 806.051, 807.051, or 2252.153 of the Texas Government Code. The term 'foreign terrorist organization' in this paragraph has the meaning assigned to such term in Section 2252.151 of the Texas Government Code.

Vendor Representation Regarding Israel

Pursuant to Chapter 2271, Texas Government Code, we represent that we do not boycott Israel and will not boycott Israel during the term of the contract. The term 'boycott Israel' shall have the meaning ascribed to this term in

Section 808.001 of the Texas Government Code.

Required Non-Appropriation Clause

Notwithstanding anything contained in this engagement to the contrary, in the event no funds or insufficient funds are appropriated and budgeted or are otherwise unavailable in any fiscal period for fees due under this engagement agreement, the City will immediately notify us in writing of such occurrence and this agreement shall terminate on the last day of the fiscal period for which appropriations have been received or made.

Authorization of CPA's Disclosure

Any client certified public accountant involved with assisting us shall not be prohibited from disclosure of information required to be made available by the standards of the public accounting profession in reporting on the examination of financial statements. Management understands and provides permission to staff certificate or registration holders as required under the Rules of Professional Conduct, Texas Administrative Code, Title 22, Part 22, Chapter 501, Subchapter C, Section 501.75.

We appreciate the opportunity to be of service to the City and believe this letter accurately summarizes the significant terms of our engagement. If you have any questions, please let us know. If you agree with the terms of our engagement as described in this letter, please sign the enclosed copy and return it to us.

Sincerely,

Belt Harris Pechacek, LLLP
Certified Public Accountants


Authorized by:



Robert Belt, CPA, CGMA
Managing Partner

RESPONSE:

This letter correctly sets forth the understanding of City of Bunker Hill Village.



The Honorable Robert P. Lord, Mayor

Date

Sept. 20, 2022



Addendum to Engagement Letter Dated August 26, 2022

The Honorable Robert B. Lord, Mayor
City of Bunker Hill Village
11977 Memorial Drive
Houston, Texas 77024-6231

We are currently engaged to audit the City of Bunker Hill Village (the "City"), Texas's financial statements. In connection with those services, as requested by the City as additional services, we will assist the City in comply with the Government Finance Officers Association's Certificate for Excellence in Financial Reporting for the Annual Comprehensive Financial Report (ACFR formerly CAFR) criteria. This work will generally entail adding a transmittal letter and statistical information, which will largely consist of information presented for the past ten years. We will review prior GFOA comments when received and assist in implementing any changes and responding to comments. The City will be responsible for providing statistical data and other non-direct financial data for the past ten years. An example of information to be provided by the City would be unemployment rates and average income levels. Additionally, the City will provide selected text for the letter of transmittal as we request. We will otherwise administer the ACFR preparation process. Fees for our services will be \$8,500 the first year, and approximately \$6,500 thereafter as adjusted for inflation. The City will be responsible for all GFOA fees and related cost. This addendum to apply or all years in which are engaged to perform the audit, including subsequent extensions, unless notified in writing to discontinue the work.

This addendum to our engagement letter is approved by the City.

Sincerely,


Belt Harris Pechacek, LLLP
Certified Public Accountants

Authorized by:

Robert Belt, CPA, CGMA
Managing Partner

The Honorable Robert P. Lord, Mayor

Date



AGENDA REQUEST
City of Bunker Hill Village
City Council

Agenda Date: August 15, 2023

Agenda Item: X

Subject: Electrical Services

Exhibits: Presentation

Funding: N/A

Presenter(s): Gerardo Barrera, City Administrator

Executive Summary

In January 2019, the City signed a 60-month electricity supply agreement under the Texas General Land Office (GLO) Power Program. State Legislation passed in May 2019 phased out the GLO Power Program. Existing contracts signed before this date are valid until the date of the agreement expiration date. The City’s contract is scheduled to expire in February 2024.

At the May 2023 meeting, Council authorized the City’s participation in the Houston Galveston Area Council (HGAC) Energy Purchasing Corporation to explore alternative electricity providers and develop a strategy to attain the best contract rate.

Ameresco, HGAC’s energy management consultant, received four qualified bids:

Supplier	Shell/MP2	Engie	NRG	CNE
% Swing	100% MAC	100%	25% MAC	100%
Days to Pay	30	30	30	30
Pass Credit	Yes	Yes	Yes	Yes
Estimated Annual Supply Cost				
12 Month Term	\$ 65,246	\$ 64,956	\$ 67,705	\$ 71,323
24 Month Term	\$ 64,021	\$ 64,003	\$ 65,686	\$ 69,154
36 Month Term	\$ 62,937	\$ 62,694	\$ 64,143	\$ 67,761
48 Month Term	\$ 62,217	\$ 62,011	\$ 63,152	\$ 66,817
60 Month Term	\$ 61,535	\$ 61,815	\$ 62,451	\$ 65,196
Est Delivery Cost	\$ 86,938	\$ 86,938	\$ 86,938	\$ 86,938
Estimated Annual Bundled Cost				
12 Month Term	\$ 152,185	\$ 151,895	\$ 154,643	\$ 158,261
24 Month Term	\$ 150,960	\$ 150,941	\$ 152,624	\$ 156,092
36 Month Term	\$ 149,875	\$ 149,632	\$ 151,081	\$ 154,699
48 Month Term	\$ 149,156	\$ 148,950	\$ 150,090	\$ 153,755
60 Month Term	\$ 148,473	\$ 148,754	\$ 149,389	\$ 152,135
Increase to Current Cost				
12 Month Term	\$ 8,910	\$ 8,620	\$ 11,368	\$ 14,986
24 Month Term	\$ 7,685	\$ 7,666	\$ 9,349	\$ 12,817
36 Month Term	\$ 6,600	\$ 6,357	\$ 7,806	\$ 11,424
48 Month Term	\$ 5,880	\$ 5,675	\$ 6,815	\$ 10,480
60 Month Term	\$ 5,198	\$ 5,478	\$ 6,114	\$ 8,860

*Note: prices dated August 09, 2023. Prices subject to change pending updated bids received on August 15, 2023.

After review of proposals by staff and HGAC's energy management consultant, staff recommends awarding a bid for a 60-month term to the energy supplier with the most favorable rate.





The consultant will be available at the meeting for Council comments and questions.

Recommended Action

Staff recommends Council authorize the Mayor to execute a contract for electrical retail sales between the City and the supplier with the most favorable rate.

City of Bunker Hill Village HGAC Energy: Review of Electricity Supply Bids

August 15, 2023



Presentation Summary

- **H-GAC Energy & Ameresco**
- **Current Electricity Contract Status**
- **Electricity Supply Bid Summary**
 - Bids Received August 8th
- **Energy Markets Overview**
 - ERCOT Houston Zone Wholesale Pricing
 - Natural Gas Pricing & Fundamentals
- **Next Steps**

H-GAC & Ameresco: TX Energy Partnership



Powered by the Houston-Galveston Area Council

HGACEnergy

- Energy purchasing cooperative in Texas
 - Program of the Houston-Galveston Area Council, an association of local governments and elected officials serving the needs of the 13-county region and its 7 million residents
 - More than 200 local governments have joined HGACEnergy
- ## Ameresco, Inc. (NYSE:AMRC)
- Leading cleantech integrator, and renewable energy asset developer, owner and operator
 - Completed over \$400 million of comprehensive energy projects in the Southeast US, including over \$130 million in Texas
 - Manage the procurement of more than 15 BCF of gas and 5 billion kWh of electricity annually for our clients

[HGACEnergy Selects Ameresco as Electricity Supply Vendor of Record - Ameresco](#)

City of Bunker Hill Village Electricity Contract

Electricity Supply Agreement

- 60-Month Term expiring Jan'24 (Feb '24 MRDs)
 - Signed on January 8, 2019
 - Contract rate of \$0.05856/kWh (\$0.06026 with pass thru costs)
 - Supplier: Cavallo Energy under GLO's State Power Program
- Legislation signed into law in May 2019 phased out GLO's Power Program
 - Existing contracts maintained until the date agreement expires.
 - Existing contracts may not be extended beyond 12/31/23.
- Annual consumption 935,000 kWh

Fixed Price Electricity Supply Comparison

City of Bunker Hill Village Electricity Bid Summary & Cost Comparisons

Bid Date 08/08/23
Start Date Feb-24 Meter Reads
Recommend 60 Month Term
State Texas
Utility CenterPoint
Unit \$/kWh
Product All-In Fixed Price

Supplier	Shell/MP2 100% MAC 30 Yes	Engie 100% 30 Yes	NRG 25% MAC 30 Yes	CNE 100% 30 Yes
Bid Summary				
12 Month Term	\$0.06979	\$0.06948	\$0.07242	\$0.07629
24 Month Term	\$0.06848	\$0.06846	\$0.07026	\$0.07397
36 Month Term	\$0.06732	\$0.06706	\$0.06861	\$0.07248
48 Month Term	\$0.06655	\$0.06633	\$0.06755	\$0.07147
60 Month Term	\$0.06582	\$0.06612	\$0.06680	\$0.06974
60 Month kWh Fixed Portion	4,674,465 \$0.06582	4,674,465 \$0.06612	4,674,465 \$0.06680	4,674,465 \$0.06974
Sub-Total \$/kWh	\$0.06582	\$0.06612	\$0.06680	\$0.06974
Sub-Total Cost	\$307,673	\$309,076	\$312,254	\$325,982
Est Delivery Cost	\$434,692	\$434,692	\$434,692	\$434,692
Total \$/kWh	\$0.15881	\$0.15911	\$0.15979	\$0.16273
Total Cost	\$742,365	\$743,768	\$746,946	\$760,674
Variance \$/kWh	\$0.0003	\$0.0010	\$0.0010	\$0.0039
Variance \$	\$1,402	\$4,581	\$4,581	\$18,308
Variance %	0.2%	0.6%	0.6%	2.5%

Savings(Cost) Vs Current Contract	
Prior Contract Start Date End Date	Cavallo Feb-19 Feb-24
60 Month kWh Fixed Portion	4,674,465 \$0.06026
Sub-Total \$/kWh	\$0.06026
Sub-Total Cost	\$281,683
Delivery Charge	\$434,692
Total \$/kWh	\$0.15325
Total Cost	\$716,375
Savings \$/kWh	(\$0.0056)
Savings \$	(\$25,990)
Savings %	-9.2%



Electricity Cost Comparison By Term

City of Bunker Hill Village

Electricity Estimated Cost By Term

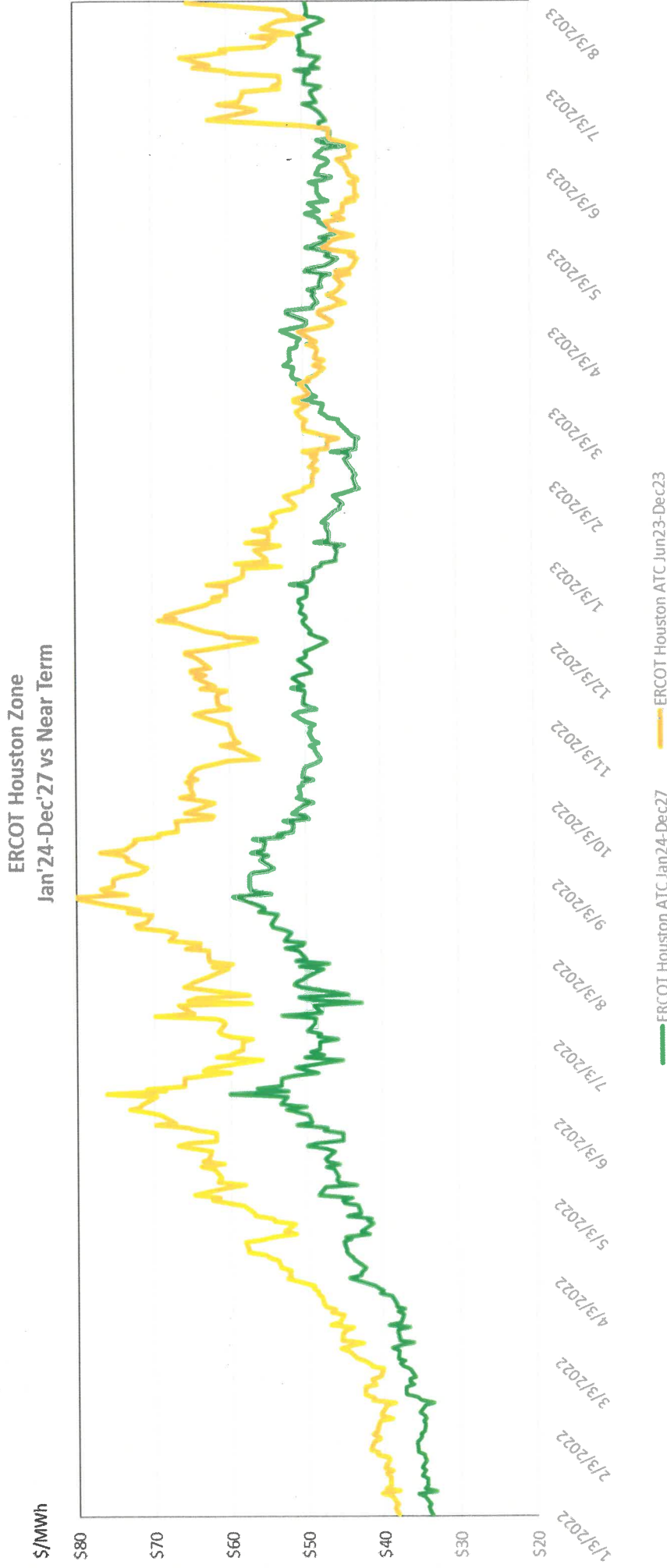
Bid Date 08/08/23
Start Date Feb-24
Recommend 60 Month Term
State Texas
Utility CenterPoint
Unit \$/kWh
Product All-In Fixed Price
Meter Reads

Supplier	Shell/MP2 100% MAC 30 Yes	Engie 100% 30 Yes	NRG 25% MAC 30 Yes	CNE 100% 30 Yes
Estimated Annual Supply Cost				
12 Month Term	\$ 65,246	\$ 64,956	\$ 67,705	\$ 71,323
24 Month Term	\$ 64,021	\$ 64,003	\$ 65,686	\$ 69,154
36 Month Term	\$ 62,937	\$ 62,694	\$ 64,143	\$ 67,761
48 Month Term	\$ 62,217	\$ 62,011	\$ 63,152	\$ 66,817
60 Month Term	\$ 61,535	\$ 61,815	\$ 62,451	\$ 65,196
Est Delivery Cost	\$ 86,938	\$ 86,938	\$ 86,938	\$ 86,938
Estimated Annual Bundled Cost				
12 Month Term	\$ 152,185	\$ 151,895	\$ 154,643	\$ 158,261
24 Month Term	\$ 150,960	\$ 150,941	\$ 152,624	\$ 156,092
36 Month Term	\$ 149,875	\$ 149,632	\$ 151,081	\$ 154,699
48 Month Term	\$ 149,156	\$ 148,950	\$ 150,090	\$ 153,755
60 Month Term	\$ 148,473	\$ 148,754	\$ 149,389	\$ 152,135
Increase to Current Cost				
12 Month Term	\$ 8,910	\$ 8,620	\$ 11,368	\$ 14,986
24 Month Term	\$ 7,685	\$ 7,666	\$ 9,349	\$ 12,817
36 Month Term	\$ 6,600	\$ 6,357	\$ 7,806	\$ 11,424
48 Month Term	\$ 5,880	\$ 5,675	\$ 6,815	\$ 10,480
60 Month Term	\$ 5,198	\$ 5,478	\$ 6,114	\$ 8,860

Current Contract: Annual Cost	
Prior Contract	Cavallo
Start Date	Feb-19
End Date	Feb-24
Est Delivery Cost	\$ 86,938
Current Annual Cost	\$ 143,275



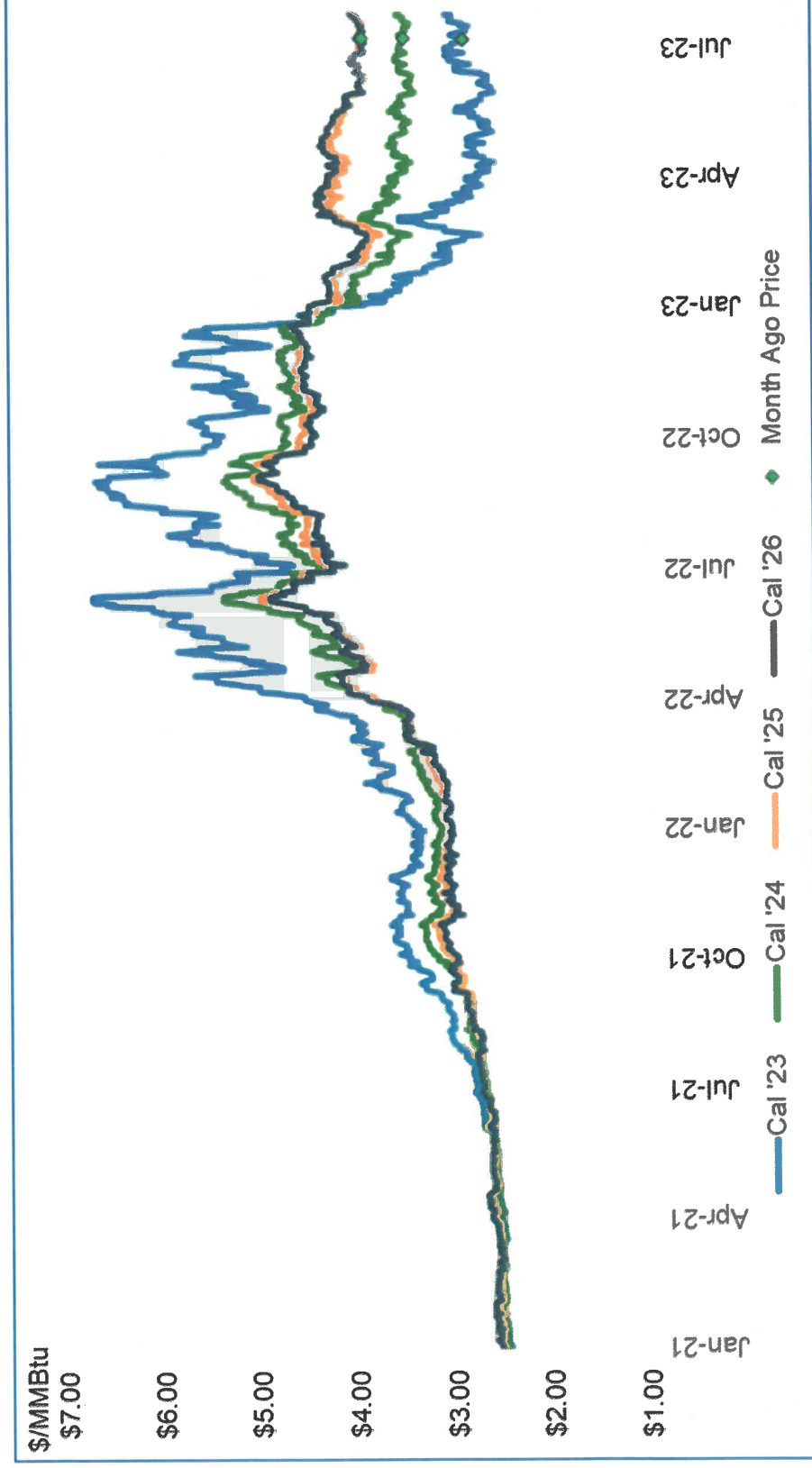
Texas Electricity Market – Houston Zone Prices



Wholesale Rates on August 7, 2023

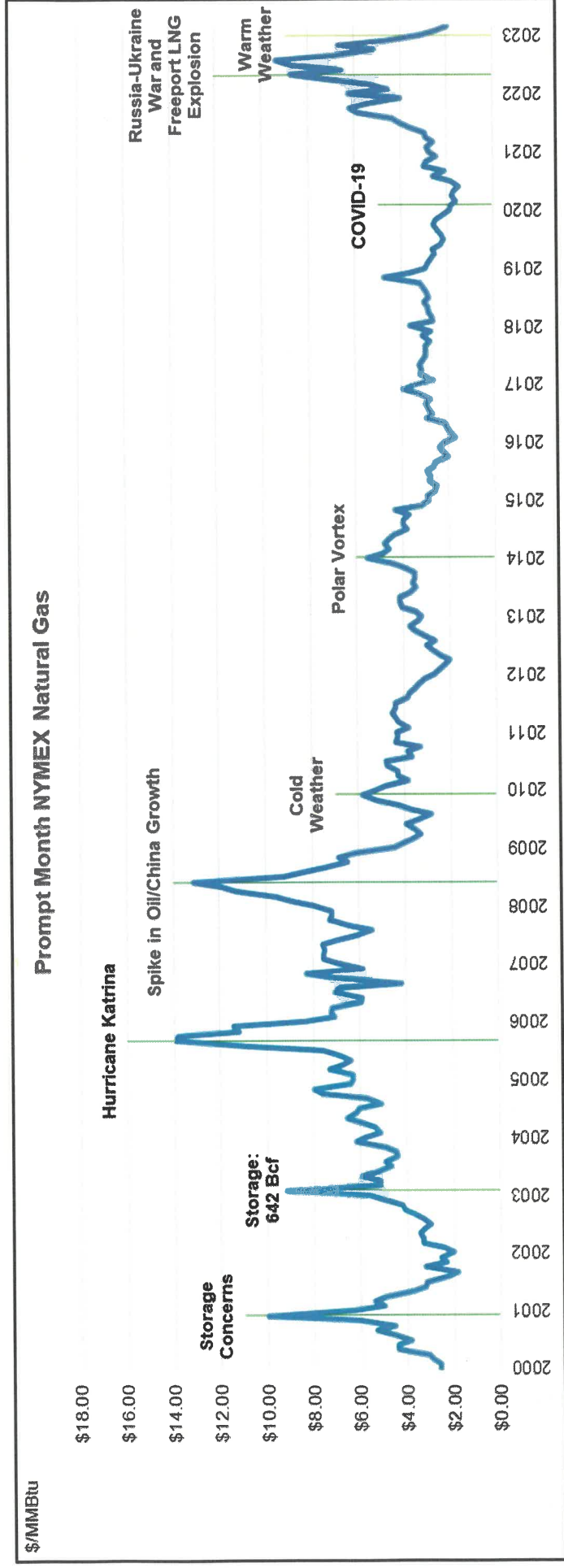
- Cal'24: **\$47.03/MWh**
- Cal'24-'27: **\$49.46/MWh**
- Bal'23: **\$65/MWh**

Current NYMEX Natural Gas Prices



- 2022 natural gas pricing traded between \$3.66 and \$9.00 per mmBtu
- Apr'23 contract settled at \$1.99, lowest settlement price since mid-2020 (COVID)
- Cal 2024 prices are slightly above \$3.50/mmBtu, dropped from \$4.30 at end of 2022
- Cal 2025 trading at \$3.93/mmBtu with Cal 2026 at \$3.98

Historical Prompt NYMEX Natural Gas Prices



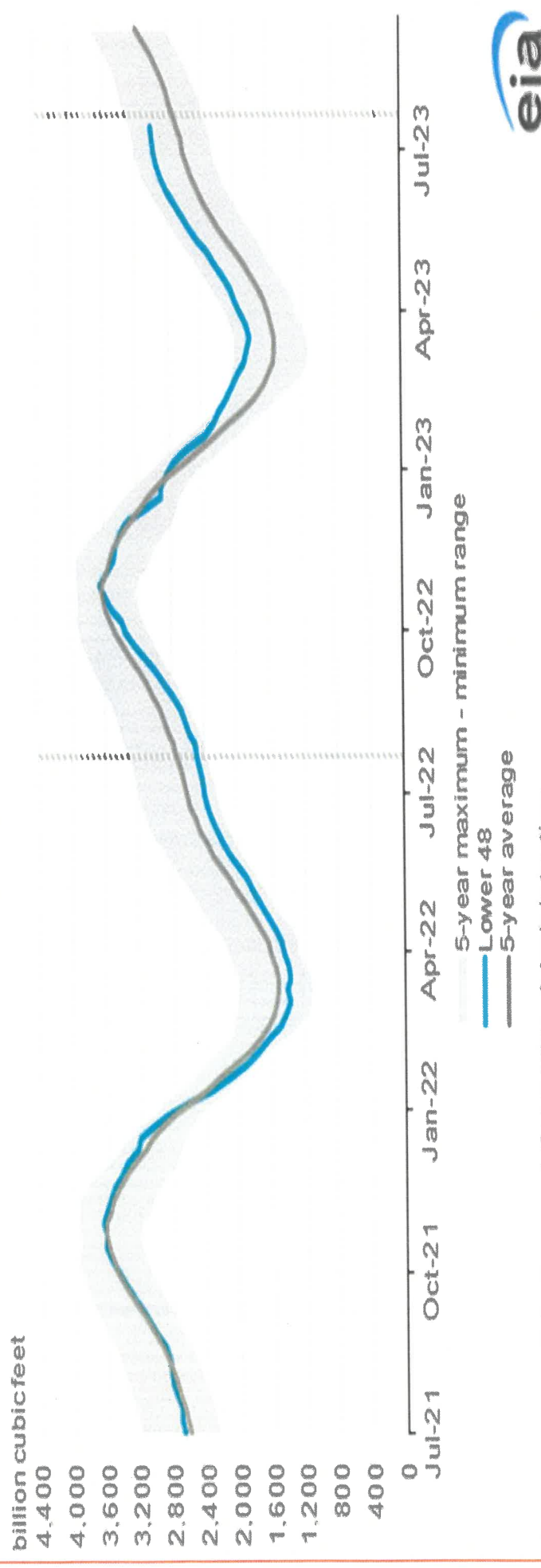
- Demonstrates volatility of energy prices
- Natural gas prices impacted by storage levels, severe weather, and economic forces
- Natural gas rarely trades below \$2.00/mmBtu

Energy Market Fundamentals

Natural Gas Storage

Working gas in storage was 3,001 Bcf as of Friday, July 28, 2023, according to EIA estimates. This represents a net increase of 14 Bcf from the previous week. Stocks were 550 Bcf higher than last year at this time and 322 Bcf above the five-year average of 2,679 Bcf. At 3,001 Bcf, total working gas is within the five-year historical range.

Working gas in underground storage compared with the 5-year maximum and minimum




Data source: U.S. Energy Information Administration

Note: The shaded area indicates the range between the historical minimum and maximum values for the weekly series from 2018 through 2022. The dashed vertical lines indicate current and year-ago weekly periods.

- 3,001 Bcf as of 7/28/2023, level not achieved last year until late September.
- 22% above year ago level and 12% above 5-year average

Growth of Demand: US LNG Exports



- About 14 Bcf/day export capacity today (approximately 15% of US demand)
- Capacity increasing to nearly 19 Bcf/day by 2025-2026 with additional terminals under construction

Texas Electricity Market – Feb '21 Market Impact

- The winter storm which affected Texas in February 2021 created a long-lasting impact on electricity markets both in ERCOT and around the country.
- Spot-market prices reached maximum prices of \$9,000/MWh for a sustained period of ~52 hours creating unprecedented costs for customers with unhedged positions.
 - Maximum hourly price now capped at \$5,000/MWh
 - Market rates approached cap for several hours on Dec
- Forward electricity prices have transitioned rapidly from a low-price environment.
- ERCOT has developed several new products to address outages
 - ERCOT Firm Fuel Supply Service (FFSS): Effective Dec'22.
 - ERCOT Contingency Reserve Service (ECRS): Effective May'23
- Retail suppliers passing through ERCOT ancillary charges via regulatory change language.
- HB 4492: ERCOT Securitization Charges
 - Enacted by Texas Legislature in June 2021
 - Authorized financing to assist with paying extraordinary costs incurred during WS Uri
 - Retail suppliers are passing on increased costs within retail electricity contracts


A Little More About Ameresco

COMPANY OVERVIEW

Ameresco, Inc., a publicly traded corporation (NYSE: AMRC; <https://www.ameresco.com>), is a leading energy management company specializing in energy efficiency, infrastructure upgrades, asset sustainability, renewable energy, energy analytics, and energy supply/risk management solutions delivered to clients throughout North America and Europe. Our sustainability services support clients' pursuit of Net Zero. Ameresco's comprehensive set of integrated services addresses all aspects of creating, purchasing, managing, and using energy within a facility. Our solutions enable customers to lower their operating and maintenance costs, reduce and manage their energy consumption, and realize environmental benefits.

Ameresco has 70 offices in 34 states, five Canadian provinces and the United Kingdom. Ameresco's 1,000 professionals have served over 2,000 clients in the private and public sector. Founded in 2000, the company has experienced year over year growth.

 Energy Efficiency	Energy Surveys	ESOS	Real-time data monitoring, IPMVP & M&V	Buildings: HVAC, Lighting, etc.	Industrial Processes: Optimisation	Utility Systems: Refrigeration, Compressors, Boilers	BEMS, Controls & Remote Support
Renewable Energy & Distributed Generation	CHP, District Heating,	Biomass	Biogas (AD & Landfill)	Solar Photovoltaic and Solar Thermal	Wind Power	Energy Storage	Heat pumps, Geothermal
Strategic Consulting	Strategic Consulting	Energy Risk Management	Utility Procurement	European Procurement	Bespoke long term supply agreements	Power Purchase Agreements	Site Services - metering - new supplies - disconnections
Invoice Management & Payment Solutions	Portfolio Management	Query Management	Invoice Management	Payment Solutions	Invoice Validation	Historical Invoice Validation	Change of tenancy / occupancy
Load Management & Demand Response	Energy Information & Analytics	Profile optimisation	Triad Services	National Grid Balancing Services	Short Term Operating Reserve (STOR)	Firm Frequency Response (FFR)	Demand Side Balancing Reserve (DSBR)
Project Delivery	Feasibility	Front End Engineering Design	Implementation (EPCC)	Operations & Maintenance (O&M)	Finance Options	Performance Contracting (EPSCs)	Asset purchases and sales
Regulatory Affairs and Compliance	Incentives, Grants, ECAs, FITs, ROCs, etc.	EU-ETS Management	CCA / CCL Management	CRC-EES Management	CHPQA Reporting	Energy Analytics & Benchmarking	Sustainability / CSR Reporting



AGENDA REQUEST
City of Bunker Hill Village
City Council

Agenda Date:	August 15, 2023
Agenda Item:	XI
Subject:	Sidewalk Maintenance
Exhibits:	Project Map Proposal
Funding:	Capital Improvement Program
Presenter(s):	Elvin Hernandez, Director of Public Works

Executive Summary

The City’s 2023 Capital Improvements Plan allocates funding for sidewalk maintenance. This type of work is an annual maintenance and repair effort to address sidewalk conditions for improved pedestrian safety.

In July 2023, the City retained the services of Precision Safe Sidewalks (PSS) to survey and identify sidewalk deficiencies and trip hazards. The assessment was completed using Geographic Information System (GIS) to provide a comprehensive understanding of the City’s sidewalk network. Work to repair the identified deficiencies began in late July 2023, and is expected to be completed in late August 2023. The assessment identified approximately 809 linear feet of sidewalk that need to be repaired. (See attached map).

PSS offers a cost-effective approach for sidewalk maintenance and has worked with surrounding municipalities to perform a similar scope of work. PSS is a sole-source vendor.

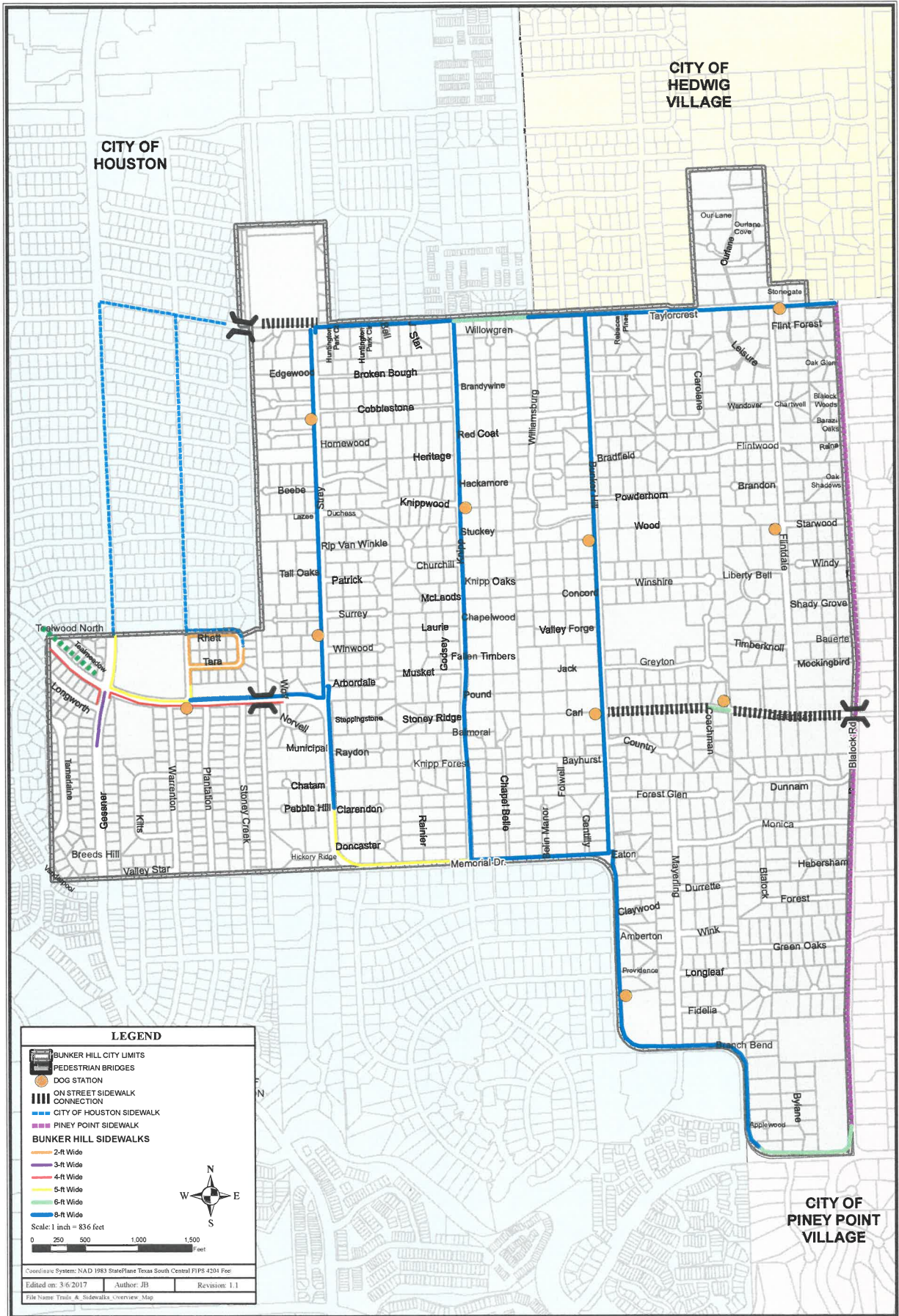
City policy requires that contracts receive formal approval from the Council before expenditures/work can commence. However, due to contractor availability and no Council meeting in July, the City Administrator, acting in the best interest of the City, authorized the work to proceed prior to obtaining formal approval. Ratifying this contract ensures formal approval from the City.

Recommended Action

Staff recommends that Council formally ratify a contract with Precision Safe Sidewalks and authorize the project expenditures in the amount of \$24,152.00 for sidewalk maintenance.



TRAILS & SIDEWALKS



LEGEND

- BUNKER HILL CITY LIMITS
- PEDESTRIAN BRIDGES
- DOG STATION
- ON STREET SIDEWALK CONNECTION
- CITY OF HOUSTON SIDEWALK
- PINEY POINT SIDEWALK
- BUNKER HILL SIDEWALKS**
- 2-ft Wide
- 3-ft Wide
- 4-ft Wide
- 5-ft Wide
- 6-ft Wide
- 8-ft Wide

Scale: 1 inch = 836 feet

0 250 500 1,000 1,500 Feet

Coordinate System: NAD 1983 StatePlane Texas South Central FIPS 4204 Feet
 Edited on: 3/6/2017 Author: JB Revision: 1.1
 File Name: Trails & Sidewalks_Overview_Map



SIDEWALK TRIP HAZARD REPAIR PROPOSAL:

City of Bunker Hill Village

Presented to: Gerardo Barrera
Elvin Hernandez

Presented by: Jason Brown / Phone: 832-314-3756
Sales/Operations Manager

June 29th, 2023

The information in this summary is confidential, and is to be used only by the intended recipient and Precision Safe Sidewalks, LLC in evaluating the project. Any copying or unauthorized disclosure of this information is prohibited.

COMMITMENT SUMMARY



COST SAVINGS

We'll repair your sidewalks for 70-90% less than sidewalk replacement, which means you can do more for your community for less.



A.D.A. SPECIFICATIONS

Patented technology that helps bring sidewalks into ADA compliance



CLEAN

Our patented containment system captures dust and debris to bring you the cleanest process available.



SAFE

Decrease liability on your pedestrian walkways



DETAILED REPORTING

We track our jobs with honesty and integrity. Invoices show measurements, locations and cost for each hazard.



LOW IMPACT

Efficient systems with an average removal time of 30 minutes, no sidewalk closures.



FULL SERVICE CONTRACTOR

Complete GIS integration, mapping, etc.



ENVIRONMENTAL IMPACT EXAMPLE: As a member of the U.S. Green Building Council (USGBC) we are proud of the fact that we reduce the impact to landfills and the environment as a result of our service. Removing and replacing 100 panels would result in approximately 118,500 pounds or 59 tons of concrete being removed (average panel weight of 1185 pounds) Using Precision Safe Sidewalks, LLC for 100 trip hazards results in 0.3 tons of concrete removed and recycled, approximately 141 gallons of gasoline saved, and a reduction of 1.3 metric tons of Co2.



PROJECT SCOPE - City of Bunker Hill

Precision Safe Sidewalks (PSS) identified tripping conditions on the sidewalks and walkways throughout the City of Bunker Hill that can be repaired using PSS process. PSS will NOT include any hazard over 2", any driveways or streets that cause the hazard unless otherwise directed by the city. Detailed maps and survey data have been given to Gerardo and his staff.

PSS estimates it will take one cutting technician approximately 6 weeks to completely repair all tripping conditions agreed upon, all without closing sidewalks. PSS reserves the right to schedule the exact days of work with approval from the City of Bunker Hill Public Works.



The map in this proposal shows the approximate locations of trip hazards on the surveyed property. The accuracy of these maps is dependent on the technology available on smart phones and iPads and should be relied upon as approximations only.

PROJECT SPECIFICATIONS

- **1:12 Slope Ratio for All Vertical Deflection Repairs**
- **Sidewalk Trip Hazards Will Be Cut Down to a Zero Point Differential**
- **Any Curb Cut Downs to Be Flush With Sidewalk Panel with New Edge Rounded If Required**
- **Dust Abatement Used**
- **100% Clean Up and Waste Removal**



The information in this summary is confidential, and is to be used only by the intended recipient and Precision Safe Sidewalks, LLC in evaluating the project. Any copying or unauthorized disclosure of this information is prohibited.

PROGRAM COST

Repair Hazards Using
the PSS Process

\$21,152.00

+

\$3,000.00

(Any Added Repairs

Approved by the City)

\$24,152.00*

*** Does Not include 8.25% sales tax**

Net 30 terms


**A 5% fee will apply to all credit card
payments**

**Other fees may apply for special
performance requirements**




The information in this summary is confidential, and is to be used only by the intended recipient and Precision Safe Sidewalks, LLC in evaluating the project. Any copying or unauthorized disclosure of this information is prohibited.

THE PRECISION SAFE SIDEWALKS DIFFERENCE



- Scarified surface
- Remaining Hazard
- Not ADA





- Smooth
- Zero point differential
- ADA compliant slope




The information in this summary is confidential, and is to be used only by the intended recipient and Precision Safe Sidewalks in evaluating the project. Any copying or unauthorized disclosure of this information is prohibited.

WHY WE DON'T GRIND

Our patented technology and innovative sidewalk repairs process leaves you with a beautiful, smooth surface that follows ADA guidelines -- a result you can't get with grinding. Plus, our method saves you money and the resulting appearance will please everyone.





PRECISION SAFE SIDEWALK'S REPAIRS



The information in this summary is confidential, and is to be used only by the intended recipient and Precision Safe Sidewalks, LLC in evaluating the project. Any copying or unauthorized disclosure of this information is prohibited.



PRECISION SAFE SIDEWALK'S REPAIRS



The information in this summary is confidential, and is to be used only by the intended recipient and Precision Safe Sidewalks, LLC in evaluating the project. Any copying or unauthorized disclosure of this information is prohibited.

PRECISION SAFE SIDEWALKS CURB CUT DOWN REPAIR



The information in this summary is confidential, and is to be used only by the intended recipient and Precision Safe Sidewalks, LLC in evaluating the project. Any copying or unauthorized disclosure of this information is prohibited.

PRECISION SAFE SIDEWALKS • AUTHORIZATION TO PROCEED

Billing Information:

*Business/Client Name: _____
*Address: _____
*City _____ *State: _____ *Zip: _____
*Phone # _____ *Email: _____
Bid #: _____ PO # (if applicable): _____
*Option Approved: _____ *Amount: _____
Start Date: _____

Credit Card Information (optional):
CC#: _____ Ex. _____ Code: _____

Name on Card: _____

Billing Address (if different): _____

*5% Convenience fee for credit card payment

Project Details: _____

Please email to your sales representative.


**required field*

Precision Safe Sidewalks, LLC (PSS) repairs only those uneven sidewalks specifically requested by the client as defined in the Option Approved and Project Details above and therefore makes no guarantee that the property is free of uneven sidewalk hazards (trip hazards). Additionally, after the project is completed, trip hazards will occur due to tree roots, water, settling, and other natural and man-made causes outside of PSS's control.

Upon completion of the project PSS is not liable for any related claims, losses, or damages. Upon completion you agree to inspect the work, payment of your invoice is indication that you have inspected the property and the work has been done to your satisfaction.

If any repair locations are inaccessible during our repair process, and an additional visit is needed, a \$100 mobilization fee will be added to the invoice.





AGENDA REQUEST
City of Bunker Hill Village
City Council

Agenda Date: August 15, 2023
Agenda Item: XII
Subject: Street Maintenance
Exhibits: Contract
Funding: Capital Improvement Program
Presenter(s): Elvin Hernandez, Director of Public Works

Executive Summary

The City’s 2023 Capital Improvements Plan includes funding for street maintenance. To preserve and extend the life of roadways, maintenance encompasses essential tasks such as, base repairs, mill and overlays, and concrete panel replacement.

Street repairs are prioritized according to severity and staff evaluations. Various panels along the 11900 block of Broken Bough were severely deteriorated and required replacement.

In July 2023, the City solicited bids for repairs on Broken Bough. Three qualified bids were received:

CONTRACTOR	BID
Ballew Construction	\$33,500.00
Jerson’s Concrete LLC	\$39,000.00
T Construction LLC	\$48,560.00

After reviewing all bids, staff awarded a contract to Ballew Construction in the amount of \$33,500.00. All work was successfully completed in two phases in July 2023. Phase one replaced the west bound lanes and phase two the east bound lanes. The bids satisfied all local state purchasing requirements and was completed within budget.

City policy requires that contracts receive formal approval from the Council before expenditures/ work can commence. However, due to contractor availability and no Council meeting in July, the City Administrator, acting in the best interest of the City, authorized the work to proceed prior to obtaining formal approval. Ratifying this contract ensures formal approval from the City.

Recommended Action

Staff recommends that Council formally ratify a contract with Ballew Construction and authorize the project expenditures in the amount of \$33,500 for street repairs on Broken Bough.

Purchase Requisition Check List ~ Cover Sheet
 City of Bunker Hill Village - Public Works Department
*****Form Required for Purchase \$3,000 or Greater*****

Selected Vendor: BALLEW CONSTRUCTION **Amount:** \$33,500.00

Items Requested: STREET MAINTENANCE ON BROKEN BOUGH

Online Purchase Req #: _____ **-OR- Acct #(s)** 01-00-00-8830

Requestor: G. ESCAMILLA , E. HERNANDEZ **Date:** _____

Initial All of the following that apply to this purchase:

Qualified Professional Service: _____ **Qualified Emergency Purchase:** _____
High Technology Purchase: _____ **Qualified Cooperative Purchase:** _____
If so, List Coop: _____ **List Coop Contract #:** _____

Written Quotes (attach):

1	Vendor:	<u>BALLEW CONSTRUCTION</u>	Amount:	<u>\$33,500.00</u>
2	Vendor:	<u>JERSON'S CONCRETE LLC</u>	Amount:	<u>\$39,000.00</u>
3	Vendor:	<u>T CONSTRUCTION LLC</u>	Amount:	<u>\$48,560.00</u>

If purchase over \$3,000, list at least two HUBs contacted:

BALLEW CONSTRUCTION JERSON'S CONCRETE LLC

Initial here if search was performed with no providing HUB found: _____

Is a current contract in effect or is the City entering into a contract (other than a PO)? NO

If so, contract expiration date: _____
 (Attach contract copy and any amendments or reference online location)

Will selected vendor be performing work on City property? YES

(If so, attach a current Certificate of Insurance displaying general liability and workers compensation coverage)

Comments:

Signature: G. ESCAMILLA, E. HERNANDEZ **Date:** _____