



REVISIONS / ADDITIONS

1. PUSH POOL 10' AWAY FROM PROPERTY LINE
2. PUSH POOL 20' AWAY FROM FENCE
3. MOVED POOL 23" TOWARDS THE FENCE

CITY SPECIFICS REQUIREMENTS:

- A POWER SAFETY COVER REQUIREMENT THAT COMPLIES WITH ASTM F 1346
- 360 DEGREE #8 BARE COPPER WIRE BOND TO ALL LIGHTS, POOL DECK, STEEL & EQP
- ALL GATES ARE SELF - CLOSING & SELF LATCHING
- SWIMMING POOL/SPA COMPLIES WITH 2009 IBS, ANSI, ATSM, NATIONAL POOL SPA INSTITURE, 2015 ISPSC GENERAL COMPLIANCE 301.1 - 323.3 & 801.1 - 810.2
- VGB COMPLIANT MAIN DRAINS ASME ANSI A 112.19.8 2018"
- HOSE BIBB WITH BACK FLOW PREVENTOR LOCATION
- POOL EQ NON - BACKWASH CARTRIDGE FILTER WITH INLINE CHLORINATOR
- CONCRETE EQUIPMENT PAD LOCATION

INSPECTIONS NEEDED :

[] DIG

[] STEEL

[] PREPLUMB

[] PLUMBING

[] ELECTRICAL

[] FINAL

[] OTHER _____

SUPERINTENDENT NOTES:


TABLE OF CONTENTS:

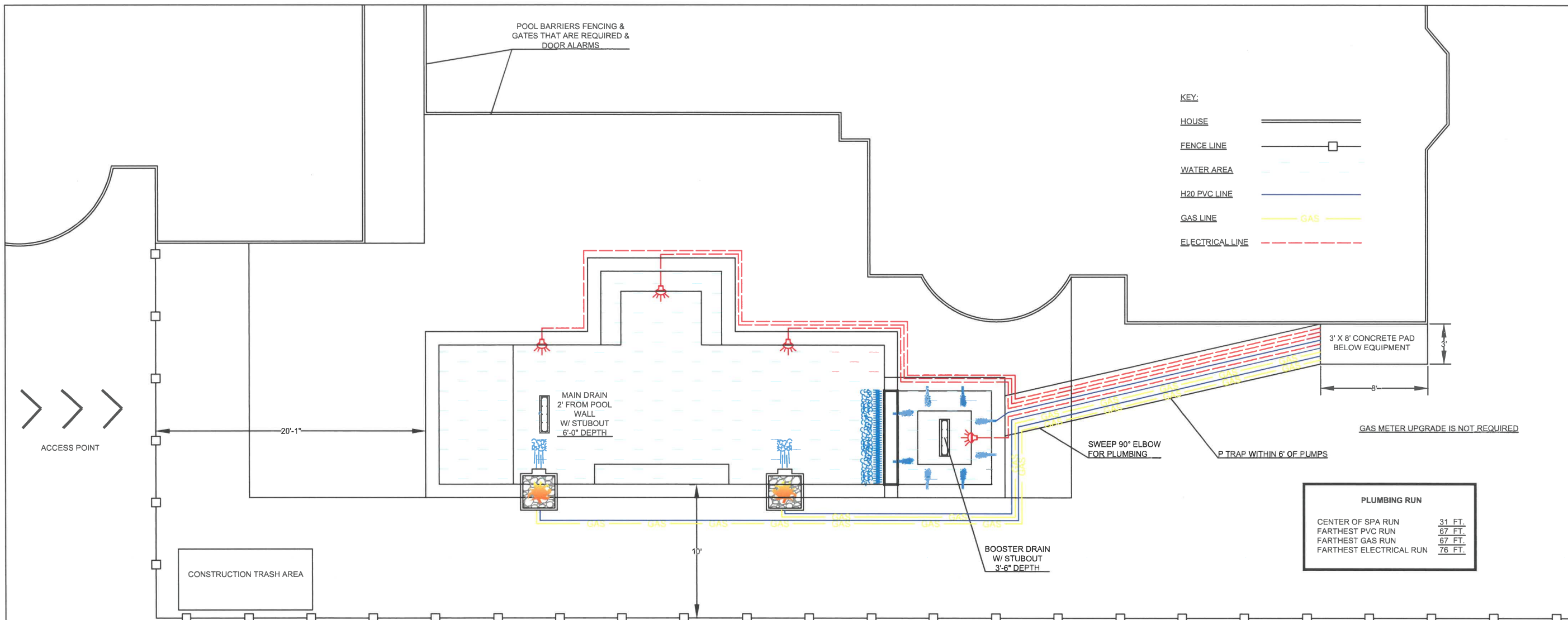
PAGE 1 COVER PAGE

PAGE 2 PLUMBING & ELECTRICAL SITE PLAN

PAGE 3 DRAINAGE DETAIL

PAGE 4 SURVEY

Email: sales@summitcustompools.com Contact: (252) 230-6501	
The Waggoner Residence 330 Folwell Ln Houston, Texas 77024	
Sales Contact: Preston Deanhardt (252) 230-6501	
Drafted By: Jonathan Rocha	
Page Number: 1	Cover Page



KEY:

HOUSE	—
FENCE LINE	— □ —
WATER AREA	—
H2O PVC LINE	—
GAS LINE	— GAS —
ELECTRICAL LINE	- - -

PLUMBING RUN

CENTER OF SPA RUN	31 FT.
FARTHEST PVC RUN	67 FT.
FARTHEST GAS RUN	67 FT.
FARTHEST ELECTRICAL RUN	76 FT.

LOW VOLTAGE LIGHTING LOCATION SHOWN THIS PAGE AS SUGGESTION ONLY. LIGHTING CONTRACTOR TO DESIGN & IMPLEMENT INSTALL WITH POOL CONTRACTOR.

PLUMBING

POOL MAIN DRAINS: 1	SKIMMERS: 2
AUTO FILL LINE: 3/4" AUTOMATIC FILL LINE	SPA MAIN DRAINS: 1
VALVES: 2" NEVER LUBE VALVES	OVERFLOW LINE: 2" TIED INTO DECK DRAINS
POOL PLUMBING: 2.5" SUCTION LINES	PUMP CONNECTIONS: 2" @ RETURN FITTING
DRAINAGE SYSTEM: 4" RAN TO SIDE DRAINS	PIPE: ALL SCHEDULED 40 PVC
HYDRAULIC DESIGN: SEPERATE LINES FOR ALL SKIMMERS AND MAIN DRAINS	CODE: NEC 2012
ELECTRICAL GROUND DESIGN: 360 DEGREE EARTH GROUND @ BEAM STEEL	

ELECTRICAL LOAD ANALYSIS

LOAD TYPE	LOAD VALUE	TOTAL
POOL LIGHTS	100 WATTS	400 WATTS
POOL PUMPS	1,500 WATTS	3,000 WATTS
POOL HEATER	5,000 WATTS	5,000 WATTS
POOL FILTER	1,500 WATTS	1,500 WATTS

LOAD TYPE	LOAD VALUE	TOTAL
POOL LIGHTS	12 VOLTS	48 VOLTS
POOL PUMPS	115 VOLTS	230 VOLTS
POOL HEATER	120 VOLTS	120 VOLTS
POOL FILTER	115 VOLTS	115 VOLTS

Capacity of Schedule 40 Metallic Pipe in Cubic Feet of Natural Gas Per Hour (based on .60 specific gravity, 0.30" w.c. pressure drop)

Pipe Size (Inches)	Length of Pipe in Straight Feet													
	10	20	30	40	50	60	70	80	90	100	125	150	175	200
1/2	131	90	72	62	55	N/A	N/A	N/A	N/A	N/A	N/A	N/A	N/A	N/A
3/4	273	188	151	129	114	104	95	89	83	79	70	63	58	N/A
1	514	353	284	243	215	195	179	167	157	148	131	119	109	102
1 1/4	1,060	726	583	499	442	400	368	343	322	304	269	244	224	209
1 1/2	1,580	1,090	873	747	662	600	552	514	482	455	403	366	336	313
2	3,050	2,090	1,680	1,440	1,280	1,160	1,060	989	928	877	777	704	648	602
2 1/2	4,860	3,340	2,680	2,290	2,030	1,840	1,690	1,580	1,480	1,400	1,240	1,120	1,030	960
3	8,580	5,900	4,740	4,050	3,590	3,260	3,000	2,790	2,610	2,470	2,190	1,980	1,820	1,700
4	17,500	12,000	9,660	8,270	7,330	6,640	6,110	5,680	5,330	5,040	4,460	4,050	3,720	3,460

Email: sales@summitcustompools.com
 Contact: (252) 230-6501



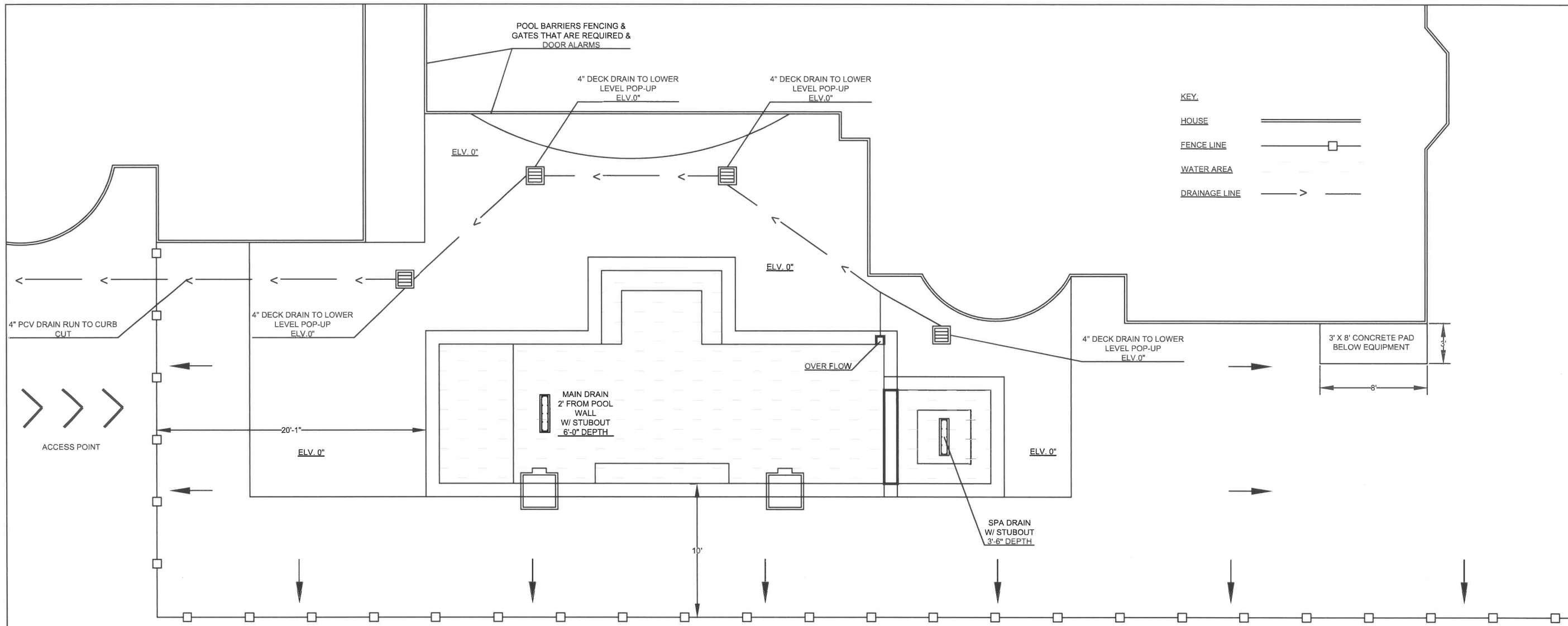
The Waggoner Residence
 330 Folwell Ln
 Houston, Texas 77024

Sales Contact:
 Preston Deanhardt
 (252) 230-6501

Drafted By:
 Jonathan Rocha

Page Number:
 2

Plumbing & Electrical Site Plan
 Scale 1/8" = 1'-0"



KEY:
 HOUSE ————
 FENCE LINE ————
 WATER AREA ————
 DRAINAGE LINE ————

PLUMBING RUN
 DRAINAGE 151FT.

PIPES CARRYING WASTEWATER FROM SWIMMING OR WADING POOLS, INCLUDING POOL DRAINAGE AND BACKWASH FROM FILTERS, SHALL BE INSTALLED AS AN INDIRECT WASTE. WHERE A PUMP IS USED TO DISCHARGE WASTE POOL WATER TO THE DRAINAGE SYSTEM, THE PUMP DISCHARGE SHALL BE INSTALLED AS AN INDIRECT WASTE. [813.0 SWIMMING POOLS (2018UPC)]

VGB COMPLIANT MAIN DRAINS ASME ANSI A 112.19.8 2018"
 SUBSURFACE DRAINAGE SYSTEM ARE REQUIRED TO BE DRAINED IN 48HRS
 RESPONSIBILITY FOR MAINTENANCE OF THE DETENTION FACILITY WILL BE BY PROPERTY OWNER



Email: sales@summitcustompools.com
 Contact: (252) 230-6501



The Waggoner Residence
 330 Folwell Ln
 Houston, Texas 77024

Sales Contact:
 Preston Deanhardt
 (252) 230-6501

Drafted By:
 Jonathan Rocha

Page Number:
 3

Drainage Detail
 Scale 1/8" = 1'-0"



Email: sales@summitcustompools.com Contact: (252) 230-6501

The Waggoner Residence
330 Folwell Ln
Houston, Texas 77024

Sales Contact:
Preston Deanhardt
(252) 230-6501

Drafted By:
Jonathan Rocha

Survey
Scale 1" = 30'

Page Number:
4

